DIVULGADO AS____:____

copa BRASIL de KART

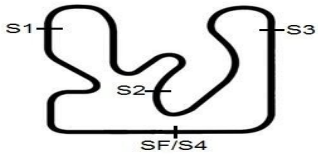

16a COPA BRASIL DE KART

PGK — **Kartodromo de Itumbiara 1,034 km**

3o TREINO OFICIAL - PGK — **09/10/2014 13:56**

Practice (25:00 Time) started at 14:16:16

(4) Olin Vieira Galli

Lap	Time of Day	Lap Tm	S1	S2	S3	S4
1	14:17:33.098	**46.627**	12.209	14.335	13.024	7.059
2	14:18:18.453	**45.355**	11.555	14.207	12.873	6.720
3	14:19:02.879	**44.426**	10.824	13.969	12.917	6.716
4	14:19:47.158	**44.279**	10.808	13.919	12.805	6.747
5	14:20:31.558	**44.400**	10.860	13.946	12.846	6.748
6	14:21:15.902	**44.344**	10.786	13.927	12.808	6.823
7	14:26:14.251	**4:58.349**	10.804	13.863	12.866	4:20.816
8	14:26:59.061	**44.810**	11.471	13.853	12.779	6.707
9	14:27:43.265	**44.204**	10.847	13.915	12.758	6.684
10	14:28:27.278	**44.013**	10.769	13.825	12.776	**6.643**
11	14:33:36.147	**5:08.869**	**10.690**	13.882	12.896	4:31.401
12	14:34:20.618	**44.471**	11.336	**13.716**	**12.698**	6.721
13	14:35:04.685	**44.067**	10.868	13.815	12.728	6.656
14	14:35:48.678	**43.993**	10.716	13.836	12.724	6.717
15	14:36:32.877	**44.199**	10.831	13.852	12.788	6.728
16	14:37:16.902	**44.025**	10.795	13.787	12.767	6.676
17	14:39:46.679	**2:29.777**	10.766	13.815	12.804	1:52.392
18	14:40:31.373	**44.694**	11.366	13.829	12.771	6.728
19	14:41:15.176	**43.803**	10.695	13.741	12.711	6.656
20	14:41:59.185	**44.009**	10.694	13.836	12.814	6.665

(818) Matheus Tobias Leist

Lap	Time of Day	Lap Tm	S1	S2	S3	S4
1	14:17:46.017	**48.369**	12.749	15.039	13.407	7.174
2	14:18:31.090	**45.073**	11.014	14.190	12.968	6.901
3	14:19:15.713	**44.623**	10.991	13.962	12.803	6.867
4	14:20:00.129	**44.416**	10.842	13.956	12.774	6.844
5	14:20:44.853	**44.724**	10.745	13.940	12.749	7.290
6	14:25:00.473	**4:15.620**	11.902	15.884	13.163	3:34.671
7	14:25:45.450	**44.977**	11.413	13.937	12.816	6.811
8	14:26:29.415	**43.965**	10.700	13.821	12.752	**6.692**
9	14:27:13.985	**44.570**	10.684	13.877	12.748	7.261
10	14:31:51.854	**4:37.869**	11.503	13.865	12.737	3:59.764
11	14:32:36.732	**44.878**	11.249	13.817	12.734	7.078
12	14:33:21.362	**44.630**	11.300	13.855	12.726	6.749
13	14:34:05.208	**43.846**	**10.603**	**13.727**	**12.708**	6.808

(111) Bruno Bertoncello dos Santos

Lap	Time of Day	Lap Tm	S1	S2	S3	S4
1	14:17:23.571	**50.023**	13.834	15.702	13.527	6.960
2	14:18:10.582	**47.011**	11.171	14.012	15.014	6.814
3	14:21:39.940	**3:29.358**	10.813	14.075	16.190	2:48.280
4	14:22:26.138	**46.198**	12.099	14.412	12.895	6.792
5	14:23:10.312	**44.174**	10.715	13.924	**12.709**	6.826
6	14:23:55.542	**45.230**	10.779	14.417	13.289	6.745
7	14:24:39.957	**44.415**	10.932	**13.847**	12.846	6.790
8	14:28:01.151	**3:21.194**	10.837	14.299	16.177	2:39.881
9	14:28:50.568	**49.417**	11.657	17.558	13.469	6.733
10	14:29:34.548	**43.980**	**10.637**	13.883	12.729	6.731
11	14:30:18.685	**44.137**	10.722	13.941	12.745	6.729
12	14:31:02.828	**44.143**	10.733	13.858	12.768	6.784
13	14:31:46.943	**44.115**	10.735	13.857	12.739	6.784
14	14:32:31.123	**44.180**	10.730	13.874	12.808	6.768
15	14:33:15.225	**44.102**	10.738	13.908	12.754	**6.702**
16	14:33:59.405	**44.180**	10.723	13.904	12.822	6.731

(128) Dennis Dirani

Lap	Time of Day	Lap Tm	S1	S2	S3	S4
1	14:18:34.990	**47.148**	12.647	14.474	13.121	6.906
2	14:19:19.595	**44.605**	10.942	14.078	12.826	6.759
3	14:20:04.043	**44.448**	10.825	14.043	12.812	6.768
4	14:20:48.267	**44.224**	10.748	13.980	12.778	6.718
5	14:21:32.724	**44.457**	10.722	14.066	12.830	6.839
6	14:24:24.882	**2:52.158**	10.850	14.041	12.786	2:14.481
7	14:25:09.882	**45.000**	11.431	14.058	12.797	6.714
8	14:25:54.184	**44.302**	10.823	14.027	12.733	6.719
9	14:26:38.448	**44.264**	10.806	13.962	12.787	6.709
10	14:27:22.686	**44.238**	10.796	13.976	12.780	**6.686**
11	14:31:32.722	**4:10.036**	10.828	14.023	12.936	3:32.249
12	14:32:21.481	**48.759**	15.154	14.122	12.755	6.728
13	14:33:05.668	**44.187**	10.772	**13.934**	12.791	6.690
14	14:33:49.689	**44.021**	**10.661**	13.949	**12.715**	6.696

(1) Andre Nicastro

Lap	Time of Day	Lap Tm	S1	S2	S3	S4
1	14:19:54.357	**57.420**	13.965	15.722	19.048	8.685
2	14:20:38.844	**44.487**	11.011	14.012	12.776	**6.688**
3	14:21:23.117	**44.273**	**10.757**	13.973	12.744	6.799
4	14:22:07.483	**44.366**	10.867	13.991	12.767	6.741
5	14:22:51.728	**44.245**	10.824	13.944	12.752	6.725
6	14:23:35.887	**44.159**	10.809	13.911	12.735	6.704
7	14:24:20.114	**44.227**	10.836	13.920	12.750	6.721
8	14:29:04.836	**4:44.722**	10.855	13.937	12.790	4:07.140
9	14:29:52.946	**48.110**	13.040	15.294	13.004	6.772
10	14:30:37.057	**44.111**	10.803	13.896	**12.656**	6.756
11	14:31:21.370	**44.313**	10.810	13.881	12.858	6.764
12	14:34:19.029	**2:57.659**	10.856	13.849	12.819	2:20.135
13	14:35:06.299	**47.270**	13.484	14.206	12.829	6.751
14	14:35:50.469	**44.170**	10.828	**13.810**	12.773	6.759
15	14:36:34.768	**44.299**	10.860	13.947	12.719	6.773
16	14:37:18.806	**44.038**	10.767	13.842	12.704	6.725
17	14:38:03.006	**44.200**	10.830	13.849	12.773	6.748

(218) Vinicius M. Papareli

Lap	Time of Day	Lap Tm	S1	S2	S3	S4
1	14:17:32.651	**49.223**	13.353	14.789	13.614	7.467
2	14:18:19.885	**47.234**	12.509	14.603	13.143	6.979
3	14:19:04.609	**44.724**	10.920	14.072	12.952	6.780
4	14:19:49.465	**44.856**	11.090	14.128	12.930	6.708
5	14:20:33.761	**44.296**	10.803	14.010	12.790	6.693
6	14:21:18.304	**44.543**	10.780	14.021	13.015	6.727
7	14:22:02.675	**44.371**	10.771	14.059	12.804	6.737
8	14:22:47.200	**44.525**	10.896	14.067	12.848	6.714
9	14:26:57.026	**4:09.826**	10.765	13.988	12.921	3:32.152
10	14:27:44.259	**47.233**	13.807	13.931	12.853	6.642
11	14:28:28.377	**44.118**	10.792	13.891	12.798	**6.637**
12	14:29:13.016	**44.639**	10.791	14.094	12.914	6.840
13	14:29:57.540	**44.524**	10.918	14.023	12.853	6.730
14	14:30:41.920	**44.380**	10.818	13.995	12.826	6.741
15	14:35:35.605	**4:53.685**	**10.743**	13.990	12.953	4:15.999
16	14:36:20.810	**45.205**	11.618	14.017	12.826	6.744
17	14:37:04.936	**44.126**	10.804	13.928	12.722	6.672
18	14:37:49.685	**44.749**	11.160	14.057	12.818	6.714
19	14:38:33.892	**44.207**	10.781	13.927	12.798	6.701
20	14:39:18.018	**44.126**	10.794	13.908	12.779	6.645
21	14:40:02.650	**44.632**	10.816	14.008	12.831	6.977
22	14:40:46.837	**44.187**	10.854	13.917	12.721	6.695
23	14:41:30.923	**44.086**	10.797	**13.846**	**12.720**	6.723

(33) Juan Gustavo Ferreira Uchoa Vieira

Lap	Time of Day	Lap Tm	S1	S2	S3	S4
1	14:17:12.106	**46.148**	12.173	14.183	12.991	6.801
2	14:17:56.890	**44.784**	10.869	14.208	12.952	6.755
3	14:18:41.349	**44.459**	10.877	13.954	12.871	6.757
4	14:19:25.744	**44.395**	10.698	14.012	12.918	6.767
5	14:20:10.098	**44.354**	10.765	13.921	12.892	6.776
6	14:20:54.341	**44.243**	**10.695**	13.932	12.863	6.753
7	14:24:37.390	**3:43.049**	10.758	13.991	12.974	3:05.326
8	14:25:22.688	**45.298**	11.735	13.954	12.853	6.756
9	14:26:06.987	**44.299**	10.729	13.890	12.933	6.747
10	14:26:51.166	**44.179**	10.746	**13.838**	12.850	6.745
11	14:27:35.446	**44.280**	10.798	13.873	12.851	6.758
12	14:30:56.854	**3:21.408**	10.866	13.870	12.985	2:43.687
13	14:31:42.019	**45.165**	11.516	13.965	12.933	6.751
14	14:32:26.289	**44.270**	10.727	13.942	12.873	6.728
15	14:33:10.615	**44.326**	10.769	13.907	12.902	6.748

CRONOMETRAGEM **DIRETOR DE PROVA** **COMISSARIOS** **Orbits**

www.cronoelo.com.br

RESULTADO SUJEITO A VERIFICAÇÕES TECNICAS E OU DESPORTIVAS

Printed: 09/10/2014 14:42:52

CRONOELO CRONOMETRAGEM

DIVULGADO AS____:____

copa BRASIL de KART

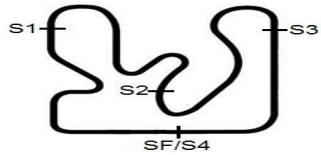

16a COPA BRASIL DE KART

PGK — **Kartodromo de Itumbiara 1,034 km**

3o TREINO OFICIAL - PGK — **09/10/2014 13:56**

Practice (25:00 Time) started at 14:16:16

Lap	Time of Day	Lap Tm	S1	S2	S3	S4
16	14:34:00.977	**50.362**	10.909	16.827	15.803	6.823
17	14:34:45.281	**44.304**	10.840	13.895	12.873	**6.696**
18	14:35:29.616	**44.335**	10.763	13.950	12.896	6.726
19	14:38:08.526	**2:38.910**	10.753	13.979	12.917	2:01.261
20	14:38:53.870	**45.344**	11.687	13.933	12.944	6.780
21	14:39:38.263	**44.393**	10.809	13.944	12.874	6.766
22	14:40:22.619	**44.356**	10.775	13.981	**12.835**	6.765

(10) Pedro Fortes de Carvalho

Lap	Time of Day	Lap Tm	S1	S2	S3	S4
1	14:17:11.003	**46.127**	11.840	14.406	13.056	6.825
2	14:17:55.565	**44.562**	10.846	14.123	12.808	6.785
3	14:18:40.024	**44.459**	10.722	14.002	12.903	6.832
4	14:19:24.374	**44.350**	10.723	13.992	12.815	6.820
5	14:20:09.075	**44.701**	10.848	14.106	12.910	6.837
6	14:20:53.722	**44.647**	10.860	14.150	12.815	6.822
7	14:24:06.962	**3:13.240**	11.018	13.946	13.037	2:35.239
8	14:24:52.561	**45.599**	12.022	14.014	12.818	**6.745**
9	14:25:36.905	**44.344**	**10.709**	13.994	12.870	6.771
10	14:26:21.294	**44.389**	10.791	13.951	12.890	6.757
11	14:29:47.306	**3:26.012**	10.762	14.011	12.952	2:48.287
12	14:30:32.167	**44.861**	11.292	13.840	12.912	6.817
13	14:31:16.720	**44.553**	10.875	14.023	12.848	6.807
14	14:32:01.155	**44.435**	10.774	13.989	12.857	6.815
15	14:32:45.618	**44.463**	10.856	13.990	12.862	6.755
16	14:33:30.216	**44.598**	10.850	14.013	12.936	6.799
17	14:34:14.577	**44.361**	10.761	13.932	12.912	6.756
18	14:34:58.978	**44.401**	10.846	13.961	12.840	6.754
19	14:39:32.299	**4:33.321**	10.798	14.108	12.849	3:55.566
20	14:40:17.667	**45.368**	11.804	13.871	12.888	6.805
21	14:41:01.939	**44.272**	10.784	13.888	12.824	6.776
22	14:41:46.120	**44.181**	10.773	**13.832**	**12.797**	6.779

(23) Victor Coelho Franzoni da Silva

Lap	Time of Day	Lap Tm	S1	S2	S3	S4
1	14:17:13.960	**46.614**	12.240	14.639	12.959	6.776
2	14:17:58.605	**44.645**	10.912	14.193	12.839	6.701
3	14:18:42.975	**44.370**	10.765	14.102	12.814	**6.689**
4	14:19:27.761	**44.786**	10.809	14.289	12.904	6.784
5	14:23:26.812	**3:59.051**	10.772	14.128	12.842	3:21.309
6	14:24:11.846	**45.034**	11.377	14.101	12.824	6.732
7	14:24:56.320	**44.474**	10.816	14.032	12.823	6.803
8	14:25:41.121	**44.801**	10.906	14.104	12.982	6.809
9	14:26:25.554	**44.433**	10.786	14.060	12.858	6.729
10	14:27:10.099	**44.545**	10.712	14.066	12.971	6.796
11	14:29:48.706	**2:38.607**	10.864	14.165	12.882	2:00.696
12	14:30:33.849	**45.143**	11.373	14.102	12.813	6.855
13	14:31:18.232	**44.383**	10.757	13.973	12.870	6.783
14	14:36:38.888	**5:20.656**	10.828	14.060	12.828	4:42.940
15	14:37:23.911	**45.023**	11.338	14.015	12.861	6.809
16	14:38:08.097	**44.186**	10.692	13.950	**12.768**	6.776
17	14:38:52.517	**44.420**	10.741	14.013	12.853	6.813
18	14:39:36.851	**44.334**	**10.668**	14.033	12.845	6.788

(53) Luca Ribeiro Travaglini

Lap	Time of Day	Lap Tm	S1	S2	S3	S4
1	14:17:36.466	**49.269**	13.265	15.356	13.755	6.893
2	14:18:21.540	**45.074**	11.015	14.271	12.993	6.795
3	14:19:06.308	**44.768**	10.859	14.081	12.998	6.830
4	14:19:51.122	**44.814**	10.826	14.166	13.093	6.729
5	14:20:35.684	**44.562**	10.764	14.136	12.943	6.719
6	14:21:20.304	**44.620**	10.734	14.122	12.971	6.793
7	14:22:05.169	**44.865**	10.999	14.092	13.000	6.774
8	14:25:55.734	**3:50.565**	10.968	14.104	12.876	3:12.617
9	14:26:42.812	**47.078**	13.177	14.262	12.933	6.706
10	14:27:27.314	**44.502**	10.838	14.001	12.934	6.729
11	14:28:12.016	**44.702**	10.976	14.082	12.961	**6.683**
12	14:28:56.434	**44.418**	10.749	14.040	12.930	6.699
13	14:35:17.782	**6:21.348**	10.798	14.107	12.943	5:43.500
14	14:36:02.925	**45.143**	11.576	13.922	**12.801**	6.844
15	14:36:47.413	**44.488**	10.783	13.993	12.968	6.744
16	14:37:31.706	**44.293**	10.743	13.958	12.862	6.730
17	14:38:16.114	**44.408**	10.745	14.025	12.919	6.719
18	14:39:00.381	**44.267**	10.777	**13.914**	12.866	6.710
19	14:39:44.672	**44.291**	10.726	13.972	12.853	6.740
20	14:40:29.339	**44.667**	10.972	14.126	12.846	6.723
21	14:41:13.543	**44.204**	**10.714**	13.958	12.839	6.693
22	14:41:57.842	**44.299**	10.769	13.987	12.842	6.701

(276) Evandro B. B. Bambirra

Lap	Time of Day	Lap Tm	S1	S2	S3	S4
1	14:17:33.015	**47.744**	12.367	14.666	13.284	7.427
2	14:18:18.809	**45.794**	11.557	14.667	12.856	6.714
3	14:19:03.335	**44.526**	10.873	14.097	12.875	6.681
4	14:19:47.905	**44.570**	10.845	14.039	12.842	6.844
5	14:20:32.609	**44.704**	11.005	14.060	12.862	6.777
6	14:22:56.013	**2:23.404**	10.909	14.092	14.165	1:44.238
7	14:23:42.079	**46.066**	12.035	14.343	12.988	6.700
8	14:24:26.931	**44.852**	11.021	14.091	12.929	6.811
9	14:25:11.593	**44.662**	10.993	14.125	12.849	6.695
10	14:25:56.150	**44.557**	10.948	14.009	12.866	6.734
11	14:26:40.648	**44.498**	10.863	14.049	12.922	6.664
12	14:31:26.353	**4:45.705**	**10.792**	14.117	12.870	4:07.926
13	14:32:12.000	**45.647**	11.918	14.142	12.856	6.731
14	14:32:56.651	**44.651**	10.956	14.012	12.995	6.688
15	14:33:40.987	**44.336**	10.824	**13.940**	12.887	6.685
16	14:37:54.917	**4:13.930**	10.848			6.837
17	14:38:39.409	**44.492**	11.029	13.978	**12.824**	**6.661**

(11) Joaquim Affonso Junqueira

Lap	Time of Day	Lap Tm	S1	S2	S3	S4
1	14:17:46.973	**47.948**	12.589	14.921	13.390	7.048
2	14:18:32.160	**45.187**	10.991	14.289	13.007	6.900
3	14:19:16.999	**44.839**	10.827	14.106	12.972	6.934
4	14:20:02.035	**45.036**	11.009	14.239	12.891	6.897
5	14:20:46.745	**44.710**	10.834	14.115	12.858	6.903
6	14:26:15.340	**5:28.595**	10.859	14.126	12.942	4:50.668
7	14:27:01.036	**45.696**	11.646	14.223	12.950	6.877
8	14:27:45.609	**44.573**	10.830	13.966	12.978	6.799
9	14:28:30.197	**44.588**	10.720	14.059	12.950	6.859
10	14:32:40.156	**4:09.959**	10.860	14.080	13.057	3:31.962
11	14:33:25.950	**45.794**	12.073	14.064	12.858	6.799
12	14:34:10.289	**44.339**	**10.703**	13.987	12.863	**6.786**
13	14:37:43.688	**3:33.399**	10.766	13.984	12.874	2:55.775
14	14:38:28.918	**45.230**	11.455	14.000	12.910	6.865
15	14:39:13.381	**44.463**	10.721	13.978	12.876	6.888
16	14:39:58.584	**45.203**	10.760	14.006	13.043	7.394
17	14:40:43.127	**44.543**	10.869	**13.964**	**12.839**	6.871

(101) Jonathan Louis dos Santos

Lap	Time of Day	Lap Tm	S1	S2	S3	S4
1	14:17:14.757	**46.581**	12.239	14.472	13.142	6.728
2	14:17:59.369	**44.612**	10.866	14.147	12.870	6.729
3	14:18:43.874	**44.505**	10.885	14.010	12.877	6.733
4	14:19:28.219	**44.345**	10.811	14.046	**12.807**	**6.681**
5	14:20:12.940	**44.721**	10.825	14.135	12.854	6.907
6	14:25:17.003	**5:04.063**	10.827	14.054	12.890	4:26.292
7	14:26:02.920	**45.917**	12.232	14.065	12.836	6.784
8	14:26:47.346	**44.426**	10.919	**13.900**	12.867	6.740
9	14:29:28.010	**2:40.664**	10.918	14.034	12.835	2:02.877
10	14:30:13.448	**45.438**	11.390	14.108	13.008	6.932
11	14:30:58.153	**44.705**	10.911	14.092	12.905	6.797
12	14:31:42.622	**44.469**	**10.789**	14.063	12.865	6.752
13	14:35:37.146	**3:54.524**	10.914	14.076	12.862	3:16.672
14	14:36:22.796	**45.650**	11.417	13.982	13.361	6.890
15	14:37:07.388	**44.592**	10.859	14.045	12.874	6.814
16	14:37:51.967	**44.579**	10.917	14.035	12.848	6.779
17	14:39:29.330	**1:37.363**	10.845	13.993	12.895	59.630

DIVULGADO AS____:____

copa BRASIL de KART

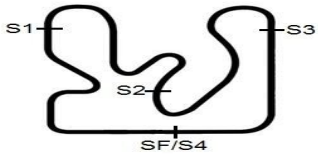

16a COPA BRASIL DE KART

PGK — **Kartodromo de Itumbiara 1,034 km**

3o TREINO OFICIAL - PGK — **09/10/2014 13:56**

Practice (25:00 Time) started at 14:16:16

Lap	Time of Day	Lap Tm	S1	S2	S3	S4
18	14:40:14.398	**45.068**	11.362	14.018	12.864	6.824
19	14:40:58.811	**44.413**	10.832	13.985	12.844	6.752
20	14:41:43.358	**44.547**	10.829	14.041	12.849	6.828

(48) Lucas Faria Nogueira

Lap	Time of Day	Lap Tm	S1	S2	S3	S4
1	14:17:13.143	**46.465**	12.319	14.196	13.078	6.872
2	14:17:58.044	**44.901**	10.985	14.113	13.011	6.792
3	14:18:42.752	**44.708**	10.911	14.014	13.006	6.777
4	14:19:27.939	**45.187**	10.914	14.574	12.905	6.794
5	14:20:13.591	**45.652**	10.885	14.044	13.873	6.850
6	14:22:36.399	**2:22.808**	10.845	14.029	12.948	1:44.986
7	14:23:21.739	**45.340**	11.536	14.059	12.939	6.806
8	14:24:06.471	**44.732**	11.001	13.997	12.913	6.821
9	14:24:51.263	**44.792**	10.999	13.956	12.947	6.890
10	14:25:36.035	**44.772**	10.916	14.006	13.011	6.839
11	14:26:20.658	**44.623**	10.883	13.972	12.955	6.813
12	14:27:05.388	**44.730**	10.917	13.956	13.058	6.799
13	14:30:58.051	**3:52.663**	11.038	14.038	13.060	3:14.527
14	14:31:44.062	**46.011**	12.486	14.000	**12.796**	6.729
15	14:32:28.441	**44.379**	10.847	13.920	12.881	6.731
16	14:33:12.852	**44.411**	10.849	13.974	12.868	6.720
17	14:33:57.582	**44.730**	10.897	13.930	13.087	6.816
18	14:34:42.096	**44.514**	10.779	13.955	12.956	6.824
19	14:37:02.061	**2:19.965**	11.160	14.082	12.990	1:41.733
20	14:37:48.671	**46.610**	11.934	14.058	13.826	6.792
21	14:38:33.342	**44.671**	10.916	13.972	12.998	6.785
22	14:39:17.801	**44.459**	10.896	13.924	12.872	6.767
23	14:40:02.743	**44.942**	**10.760**	14.474	12.854	6.854
24	14:40:47.441	**44.698**	11.064	14.002	12.906	6.726
25	14:41:31.939	**44.498**	10.882	**13.915**	12.986	**6.715**

(115) Luca Sanmartins Perez Castiglia

Lap	Time of Day	Lap Tm	S1	S2	S3	S4
1	14:17:32.846	**48.977**	13.124	14.884	13.601	7.368
2	14:18:20.126	**47.280**	12.773	14.537	13.113	6.857
3	14:19:06.536	**46.410**	10.996	14.145	13.945	7.324
4	14:19:51.614	**45.078**	10.971	14.206	13.160	6.741
5	14:20:36.305	**44.691**	10.827	14.097	13.038	6.729
6	14:21:20.815	**44.510**	10.825	14.017	12.930	6.738
7	14:23:42.146	**2:21.331**	10.960	14.044	12.953	1:43.374
8	14:24:29.333	**47.187**	12.865	14.020	13.516	6.786
9	14:25:14.578	**45.245**	11.047	14.217	12.981	7.000
10	14:25:59.331	**44.753**	10.979	14.031	12.984	6.759
11	14:26:43.971	**44.640**	10.882	14.022	12.976	6.760
12	14:27:28.406	**44.435**	10.781	14.039	12.940	**6.675**
13	14:28:13.147	**44.741**	10.908	14.101	13.022	6.710
14	14:28:57.633	**44.486**	10.753	13.981	13.010	6.742
15	14:31:09.914	**2:12.281**	10.868	14.022	13.037	1:34.354
16	14:31:55.347	**45.433**	11.527	14.071	12.926	6.909
17	14:32:39.948	**44.601**	10.900	13.943	12.954	6.804
18	14:33:24.999	**45.051**	10.764	14.105	13.427	6.755
19	14:34:09.558	**44.559**	10.829	13.993	12.961	6.776
20	14:37:12.947	**3:03.389**	10.750	13.978	12.932	2:25.729
21	14:37:58.216	**45.269**	11.567	14.040	12.918	6.744
22	14:38:42.684	**44.468**	10.798	13.998	12.934	6.738
23	14:39:27.186	**44.502**	**10.740**	14.071	12.939	6.752
24	14:40:11.586	**44.400**	10.774	**13.931**	**12.900**	6.795

(155) Zaiya Curry O. Fontana

Lap	Time of Day	Lap Tm	S1	S2	S3	S4
1	14:17:26.130	**46.549**	12.361	14.396	13.035	6.757
2	14:30:27.310	**13:01.180**	12.442	15.664	14.458	12:18.616
3	14:31:14.460	**47.150**	12.810	14.509	13.101	6.730
4	14:31:58.884	**44.424**	10.884	**13.994**	**12.825**	6.721
5	14:32:43.655	**44.771**	10.910	14.036	13.060	6.765
6	14:33:28.480	**44.825**	10.962	14.178	12.960	6.725
7	14:34:13.109	**44.629**	10.875	14.051	12.984	6.719
8	14:36:21.353	**2:08.244**	10.839	14.052	12.900	1:30.453
9	14:37:08.177	**46.824**	13.002	14.149	12.964	6.709
10	14:37:52.907	**44.730**	10.929	14.138	12.926	6.737
11	14:39:50.535	**1:57.628**	10.844	14.107	12.939	1:19.738
12	14:40:36.675	**46.140**	12.282	14.187	12.931	6.740
13	14:41:21.290	**44.615**	**10.811**	14.141	12.986	**6.677**

(25) Giuliano Yazbek Raucci

Lap	Time of Day	Lap Tm	S1	S2	S3	S4
1	14:17:38.978	**46.594**	12.047	14.482	13.200	6.865
2	14:18:24.027	**45.049**	10.920	14.161	13.122	6.846
3	14:19:08.906	**44.879**	10.818	14.096	13.198	6.767
4	14:19:53.364	**44.458**	10.752	13.983	12.971	6.752
5	14:20:37.904	**44.540**	10.725	14.021	12.916	6.878
6	14:21:22.331	**44.427**	10.746	**13.979**	**12.909**	6.793
7	14:22:09.151	**46.820**	12.744	14.197	13.098	6.781
8	14:25:33.533	**3:24.382**	11.247	14.305	13.139	2:45.691
9	14:26:19.661	**46.128**	12.184	14.010	13.094	6.840
10	14:27:04.201	**44.540**	10.745	14.022	12.967	6.806
11	14:27:48.854	**44.653**	10.942	14.053	12.932	**6.726**

(91) Lucca Croce

Lap	Time of Day	Lap Tm	S1	S2	S3	S4
1	14:17:17.282	**47.395**	12.780	14.501	13.231	6.883
2	14:18:02.386	**45.104**	11.195	14.088	13.002	6.819
3	14:18:47.360	**44.974**	11.043	14.055	13.027	6.849
4	14:19:32.148	**44.788**	10.828	14.159	13.028	6.773
5	14:20:17.015	**44.867**	10.971	14.174	12.920	6.802
6	14:22:57.383	**2:40.368**	10.923	14.057	12.989	2:02.399
7	14:23:43.308	**45.925**	11.842	14.187	13.097	6.799
8	14:24:30.916	**47.608**	11.096	14.328	15.327	6.857
9	14:25:15.834	**44.918**	11.069	14.039	12.996	6.814
10	14:26:00.422	**44.588**	10.894	13.928	13.030	**6.736**
11	14:26:45.513	**45.091**	10.889	13.943	12.983	7.276
12	14:30:03.862	**3:18.349**	11.649	14.095	13.052	2:39.553
13	14:30:49.568	**45.706**	11.609	14.049	13.165	6.883
14	14:31:34.285	**44.717**	10.892	13.999	13.007	6.819
15	14:32:18.948	**44.663**	10.833	13.940	13.063	6.827
16	14:33:03.768	**44.820**	10.901	14.019	13.074	6.826
17	14:33:48.424	**44.656**	10.842	14.019	13.019	6.776
18	14:34:36.092	**47.668**	10.947	14.057	13.936	8.728
19	14:35:21.634	**45.542**	11.380	14.372	12.992	6.798
20	14:36:06.356	**44.722**	10.927	14.059	12.953	6.783
21	14:38:21.229	**2:14.873**	10.842	14.012	12.991	1:37.028
22	14:39:06.431	**45.202**	11.511	13.941	12.901	6.849
23	14:39:51.094	**44.663**	10.908	13.916	12.981	6.858
24	14:40:35.576	**44.482**	10.883	**13.879**	12.925	6.795
25	14:41:20.019	**44.443**	**10.800**	13.961	**12.886**	6.796

(42) Igor Sezervencio Neri

Lap	Time of Day	Lap Tm	S1	S2	S3	S4
1	14:17:18.561	**47.369**	12.729	14.653	13.117	6.870
2	14:18:03.502	**44.941**	10.935	14.186	12.988	6.832
3	14:18:48.233	**44.731**	10.878	14.114	**12.934**	6.805
4	14:19:32.995	**44.762**	**10.761**	14.069	13.076	6.856
5	14:20:17.556	**44.561**	10.789	14.021	12.983	**6.768**
6	14:21:02.437	**44.881**	10.826	14.128	12.947	6.980
7	14:26:06.652	**5:04.215**	10.955	14.171	12.969	4:26.120
8	14:26:55.386	**48.734**	12.190	16.122	13.333	7.089
9	14:27:40.108	**44.722**	10.829	**13.983**	12.980	6.930
10	14:28:25.903	**45.795**	11.007	13.998	13.711	7.079
11	14:29:14.361	**48.458**	12.776	15.573	13.224	6.885
12	14:29:59.702	**45.341**	11.113	14.289	13.003	6.936

(46) Mauro Auricchio

Lap	Time of Day	Lap Tm	S1	S2	S3	S4
1	14:17:42.413	**50.118**	13.154	15.212	14.248	7.504
2	14:18:28.406	**45.993**	11.684	14.209	13.172	6.928
3	14:20:27.259	**1:58.853**	11.251	14.212	13.345	1:20.045
4	14:28:03.147	**7:35.888**	17.601	20.150	16.570	6:41.567
5	14:28:49.046	**45.899**	11.679	14.243	13.138	**6.839**

CRONOMETRAGEM **DIRETOR DE PROVA** **COMISSARIOS** **Orbits**

www.cronoelo.com.br

RESULTADO SUJEITO A VERIFICAÇÕES TECNICAS E OU DESPORTIVAS

Printed: 09/10/2014 14:42:52

CRONOELO CRONOMETRAGEM

DIVULGADO AS____:____

copa BRASIL de KART

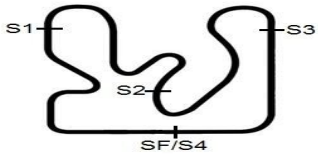

16a COPA BRASIL DE KART

PGK — **Kartodromo de Itumbiara 1,034 km**

3o TREINO OFICIAL - PGK — **09/10/2014 13:56**

Practice (25:00 Time) started at 14:16:16

Lap	Time of Day	Lap Tm	S1	S2	S3	S4	Lap	Time of Day	Lap Tm	S1	S2	S3	S4
6	14:32:36.402	**3:47.356**	**10.875**	**14.051**	**12.980**	3:09.450							
7	14:35:34.757	**2:58.355**	12.170	14.193	13.559	2:18.433							