

16a COPA BRASIL DE KART

PJMK

Kartodromo de Itumbiara 1,034 km

2o TREINO LIVRE - PJMK

08/10/2014 09:55

Practice (20:00 Time) started at 9:56:21

Lap	Time of Day	Lap Tm	S1	S2	S3	S4
(23) Caio Jotta Collet						
1	9:57:21.451	47.765	12.280	14.808	13.587	7.090
2	9:58:07.764	46.313	11.323	14.488	13.419	7.083
3	9:58:55.223	47.459	11.677	15.390	13.408	6.984
4	9:59:41.295	46.072	11.168	14.510	13.412	6.982
5	10:00:27.002	45.707	11.059	14.385	13.309	6.954
6	10:04:52.359	4:25.357	11.083	14.606		
7	10:05:39.635	47.276	12.360	14.571		
8	10:06:25.670	46.035	11.150	14.505		
9	10:07:11.878	46.208	11.238	14.536		
10	10:07:57.868	45.990	11.120	14.474		
11	10:12:35.739	4:37.871	11.308	14.509		
12	10:13:22.213	46.474	11.716	14.428	13.317	7.013
13	10:14:08.051	45.838	11.083	14.430	13.348	6.977
14	10:14:53.858	45.807	11.113	14.430	13.290	6.974
15	10:15:39.873	46.015	11.204	14.456	13.349	7.006
16	10:16:25.899	46.026	11.195	14.473	13.328	7.030

Lap	Time of Day	Lap Tm	S1	S2	S3	S4
(121) Arthur Dressler Vargas						
1	9:57:18.293	47.861	12.295	14.770	13.612	7.184
2	9:58:06.964	48.671	11.554	15.636	13.869	7.612
3	9:58:53.789	46.825	11.718	14.527	13.428	7.152
4	9:59:39.958	46.169	11.169	14.513	13.421	7.066
5	10:00:26.123	46.165	11.230	14.369	13.441	7.125
6	10:01:13.278	47.155	11.540	14.731		
7	10:03:29.667	2:16.389	11.666	14.734		
8	10:04:16.792	47.125	11.857	14.616		
9	10:05:03.127	46.335	11.288	14.513		
10	10:10:16.961	5:13.834	11.409	14.599		
11	10:11:08.908	51.947	12.241	15.506	16.897	7.303
12	10:11:55.355	46.447	11.170	14.418	13.785	7.074
13	10:12:41.270	45.915	11.184	14.393	13.285	7.053
14	10:13:27.506	46.236	11.254	14.406	13.319	7.257
15	10:14:13.801	46.295	11.149	14.474	13.315	7.357
16	10:15:00.735	46.934	11.324	14.585	13.961	7.064
17	10:15:46.814	46.079	11.178	14.427	13.425	7.049
18	10:16:32.957	46.143	11.299	14.470	13.323	7.051

Lap	Time of Day	Lap Tm	S1	S2	S3	S4
(38) José Luiz Osti Muggiati Neto						
1	10:01:08.983	48.692	12.800	15.037		
2	10:01:55.821	46.838	11.402	14.731		
3	10:02:42.083	46.262	11.346	14.443		
4	10:03:30.121	48.038	11.253	14.519		
5	10:04:17.983	47.862	12.924	14.525		
6	10:05:04.179	46.196	11.301	14.548		
7	10:05:50.544	46.365	11.329	14.535		
8	10:08:04.346	2:13.802	11.187	14.420		
9	10:08:51.511	47.165	12.050	14.610		
10	10:09:37.555	46.044	11.277	14.415		
11	10:10:23.541	45.986	11.172	14.416		
12	10:11:09.667	46.126	11.309	14.437	13.338	7.042
13	10:11:55.754	46.087	11.229	14.475	13.355	7.028
14	10:12:41.720	45.966	11.276	14.441	13.255	6.994
15	10:13:27.800	46.080	11.251	14.424	13.294	7.111
16	10:14:13.972	46.172	11.193	14.427	13.306	7.246
17	10:15:00.467	46.495	11.300	14.548	13.619	7.028
18	10:15:46.491	46.024	11.214	14.457	13.316	7.037
19	10:16:32.695	46.204	11.365	14.448	13.368	7.023

Lap	Time of Day	Lap Tm	S1	S2	S3	S4
(99) Guilherme Peixoto						
1	9:57:25.666	48.758	12.353	15.003	13.749	7.653
2	9:58:13.599	47.933	12.289	14.947	13.538	7.159
3	9:59:00.237	46.638	11.383	14.724	13.389	7.142
4	9:59:46.614	46.377	11.331	14.612	13.386	7.048
5	10:00:32.682	46.068	11.165	14.519		

Lap	Time of Day	Lap Tm	S1	S2	S3	S4
6	10:01:19.609	46.927	11.213	15.233		
7	10:02:05.835	46.226	11.252	14.489		
8	10:02:52.080	46.245	11.164	14.591		
9	10:08:47.053	5:54.973	11.432	14.666		
10	10:09:35.492	48.439	13.058	14.800		
11	10:10:21.879	46.387	11.293	14.576		
12	10:11:08.267	46.388	11.310	14.601	13.322	7.155
13	10:11:54.675	46.408	11.263	14.706	13.350	7.089
14	10:12:40.923	46.248	11.260	14.529	13.348	7.111
15	10:13:27.055	46.132	11.218	14.521	13.291	7.102
16	10:15:06.948	1:39.893	11.256	14.577	13.327	1:00.733
17	10:15:53.870	46.922	11.880	14.606	13.347	7.089
18	10:16:40.201	46.331	11.392	14.609	13.263	7.067

Lap	Time of Day	Lap Tm	S1	S2	S3	S4
(8) Ricardo Yury Kosloski de Medeiros						
1	9:57:11.841	48.576	12.605	14.878	13.687	7.406
2	9:57:58.587	46.746	11.488	14.491	13.530	7.237
3	9:58:44.959	46.372	11.286	14.455	13.417	7.214
4	9:59:31.162	46.203	11.235	14.435	13.344	7.189
5	10:00:17.234	46.072	11.170	14.360	13.356	7.186
6	10:01:03.317	46.083	11.141	14.364		
7	10:01:49.548	46.231	11.292	14.405		
8	10:06:06.702	4:17.154	11.251	14.301		
9	10:06:53.467	46.765	11.848	14.379		
10	10:07:39.571	46.104	11.221	14.408		
11	10:08:25.929	46.358	11.179	14.740		
12	10:09:12.243	46.314	11.386	14.458		
13	10:09:58.354	46.111	11.164	14.415		
14	10:10:44.529	46.175	11.188	14.462		
15	10:11:30.731	46.202	11.324	14.387	13.337	7.154
16	10:12:16.832	46.101	11.207	14.413	13.343	7.138
17	10:14:21.355	2:04.523	11.188	14.417	13.330	1:25.588
18	10:15:08.250	46.895	11.793	14.602	13.348	7.152
19	10:15:54.368	46.118	11.290	14.436	13.321	7.071
20	10:16:40.495	46.127	11.244	14.492	13.319	7.072

Lap	Time of Day	Lap Tm	S1	S2	S3	S4
(62) Matheus Morgato Alvarenga						
1	9:57:25.817	49.825	12.693	14.983	14.573	7.576
2	9:58:14.176	48.359	12.452	15.224	13.531	7.152
3	9:59:00.579	46.403	11.319	14.603	13.426	7.055
4	9:59:46.905	46.326	11.253	14.614	13.432	7.027
5	10:00:33.016	46.111	11.222	14.462		
6	10:01:19.448	46.432	11.145	14.792		
7	10:02:05.597	46.149	11.166	14.599		
8	10:02:52.002	46.405	11.169	14.622		
9	10:06:05.745	3:13.743	11.696	14.690		
10	10:06:53.172	47.427	12.377	14.608		
11	10:07:39.350	46.178	11.255	14.492		
12	10:08:25.782	46.432	11.238	14.702		
13	10:09:17.275	51.493	11.399	17.071		
14	10:10:03.627	46.352	11.372	14.512		
15	10:10:49.703	46.076	11.268	14.412		
16	10:11:35.830	46.127	11.221	14.420	13.391	7.095
17	10:12:22.830	47.000	11.356	15.016	13.492	7.136
18	10:16:10.299	3:47.469	11.450	14.954	13.531	3:07.534
19	10:16:57.451	47.152	12.134	14.692	13.275	7.051

Lap	Time of Day	Lap Tm	S1	S2	S3	S4
(123) Gustavo Henrique B. Jorge						
1	9:57:16.738	47.917	12.093	14.796	13.797	7.231
2	9:58:03.647	46.909	11.413	14.676	13.681	7.139
3	9:58:50.949	47.302	11.631	14.919	13.646	7.106
4	9:59:37.414	46.465	11.474	14.535	13.370	7.086
5	10:00:24.042	46.628	11.366	14.765	13.339	7.158
6	10:01:10.336	46.294	11.218	14.436		
7	10:01:56.739	46.403	11.282	14.562		
8	10:02:42.839	46.100	11.194	14.496		

CRONOMETRAGEM

DIRETOR DE PROVA

COMISSARIOS

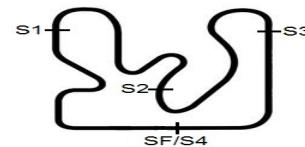
Orbits

www.cronoelo.com.br

RESULTADO SUJEITO A VERIFICAÇÕES TÉCNICAS E OU DESPORTIVAS

Printed: 08/10/2014 10:18:11





16a COPA BRASIL DE KART


PJMK

Kartodromo de Itumbiara 1,034 km

2o TREINO LIVRE - PJMK

08/10/2014 09:55

Practice (20:00 Time) started at 9:56:21



Lap	Time of Day	Lap Tm	S1	S2	S3	S4	Lap	Time of Day	Lap Tm	S1	S2	S3	S4
9	10:03:29.281	46.442	11.072	14.423			11	10:14:11.932	4:11.284	11.294	14.856		
10	10:08:05.371	4:36.090	11.404	14.485			12	10:15:01.337	49.405	12.079	16.445	13.667	7.214
11	10:08:52.563	47.192	11.848	14.752			13	10:15:47.788	46.451	11.371	14.591	13.401	7.088
12	10:09:39.335	46.772	11.178	14.921			14	10:16:34.314	46.526	11.401	14.627	13.389	7.109
13	10:10:26.041	46.706	11.206	14.482			(35) Stefano Allage Marins						
14	10:11:12.658	46.617	11.429	14.538	13.467	7.183	1	9:58:06.795	54.801	17.782	15.323	14.152	7.544
15	10:11:59.181	46.523	11.278	14.641	13.456	7.148	2	9:58:56.320	49.525	12.454	16.031	13.748	7.292
16	10:12:45.498	46.317	11.254	14.490	13.432	7.141	3	9:59:43.107	46.787	11.325	14.733	13.509	7.220
17	10:13:31.806	46.308	11.240	14.527	13.415	7.126	4	10:00:29.820	46.713	11.514	14.582	13.437	7.180
18	10:14:17.936	46.130	11.163	14.456	13.398	7.113	5	10:01:16.516	46.696	11.511	14.685		
19	10:15:04.197	46.261	11.218	14.562	13.366	7.115	6	10:02:04.885	48.369	11.377	14.704		
20	10:15:50.577	46.380	11.273	14.515	13.422	7.170	7	10:02:55.348	50.463	11.414	14.687		
21	10:16:36.790	46.213	11.184	14.522	13.378	7.129	8	10:03:43.865	48.517	12.713	15.042		
(737) Enzo Weisheimer Elias							9	10:09:49.252	6:05.387	11.439	14.455		
1	9:57:37.681	49.904	13.045	15.400	14.143	7.316	10	10:10:43.403	54.151	12.187	14.720		
2	9:58:24.669	46.988	11.374	14.677	13.626	7.311	11	10:11:33.739	50.336	13.282	14.767	13.476	8.811
3	9:59:11.473	46.804	11.550	14.617	13.392	7.245	12	10:13:06.251	1:32.512	56.539	15.069	13.695	7.209
4	9:59:58.068	46.595	11.463	14.507	13.479	7.146	13	10:13:53.069	46.818	11.483	14.586	13.569	7.180
5	10:00:45.150	47.082	11.335	14.608			14	10:14:39.605	46.536	11.379	14.583	13.380	7.194
6	10:01:31.680	46.530	11.442	14.561			15	10:15:26.566	46.961	11.437	14.629	13.680	7.215
7	10:02:18.216	46.536	11.435	14.482			16	10:16:13.578	47.012	11.650	14.576	13.604	7.182
8	10:05:30.752	3:12.536	11.221	14.678			17	10:17:00.085	46.507	11.506	14.667	13.270	7.064
9	10:06:17.849	47.097	11.869	14.537			(16) Andre Adelino Abdo						
10	10:07:04.195	46.346	11.247	14.414			1	9:57:25.561	51.570	13.833	15.581	14.232	7.924
11	10:07:50.852	46.657	11.410	14.595			2	10:02:23.672	4:58.111	12.366	16.701	17.428	4:11.616
12	10:08:37.355	46.503	11.366	14.435			3	10:03:12.404	48.732	12.549	15.014		
13	10:12:50.581	4:13.226	11.308	14.520			4	10:03:59.618	47.214	11.542	14.699		
14	10:13:38.173	47.592	12.022	14.735	13.607	7.228	5	10:04:47.059	47.441	11.680	14.867		
15	10:14:24.666	46.493	11.406	14.529	13.367	7.191	6	10:05:34.158	47.099	11.552	14.753		
16	10:15:11.015	46.349	11.291	14.443	13.421	7.194	7	10:06:21.401	47.243	11.473	14.729		
17	10:15:57.355	46.340	11.220	14.442	13.464	7.214	8	10:07:08.347	46.946	11.496	14.719		
18	10:16:43.595	46.240	11.231	14.487	13.368	7.154	9	10:07:55.177	46.830	11.458	14.673		
(13) Diego G. Gomes Ramos							10	10:08:41.982	46.805	11.542	14.634		
1	9:57:30.320	48.699	12.516	15.017	13.888	7.278	11	10:12:51.961	4:09.979	11.376	14.627		
2	9:58:17.770	47.450	11.840	14.757	13.674	7.179	12	10:13:39.824	47.863	12.244	14.843	13.569	7.207
3	9:59:04.481	46.711	11.323	14.609	13.555	7.224	13	10:14:26.384	46.560	11.418	14.542	13.450	7.150
4	9:59:51.072	46.591	11.327	14.684	13.498	7.082	14	10:15:13.001	46.617	11.466	14.506	13.492	7.153
5	10:00:37.608	46.536	11.340	14.483			15	10:15:59.660	46.659	11.416	14.573	13.459	7.211
6	10:01:24.422	46.814	11.343	14.475			16	10:16:46.502	46.842	11.348	14.638	13.678	7.178
7	10:05:32.735	4:08.313	11.264	14.568			(17) Henri Forest						
8	10:06:20.111	47.376	11.926	14.686			1	9:57:15.475	48.997	12.497	15.063	14.003	7.434
9	10:07:06.524	46.413	11.352	14.553			2	9:58:03.570	48.095	12.086	14.881	13.885	7.243
10	10:07:52.865	46.341	11.347	14.425			3	9:58:50.856	47.286	11.622	14.731	13.711	7.222
11	10:08:39.448	46.583	11.516	14.609			4	9:59:39.282	48.426	12.596	14.854	13.753	7.223
12	10:09:25.982	46.534	11.381	14.538			5	10:00:26.041	46.759	11.413	14.574	13.566	7.206
13	10:12:12.438	2:46.456	11.232	14.529			6	10:01:13.201	47.160	11.533	14.633		
14	10:13:00.077	47.639	11.951	14.806	13.697	7.185	7	10:02:00.362	47.161	11.617	14.672		
15	10:13:46.894	46.817	11.433	14.568	13.717	7.099	8	10:04:56.022	2:55.660	11.537	14.826		
16	10:14:33.445	46.551	11.297	14.577	13.613	7.064	9	10:05:44.151	48.129	12.323	14.798		
17	10:15:19.863	46.418	11.348	14.415	13.582	7.073	10	10:06:31.239	47.088	11.369	14.639		
18	10:16:06.835	46.972	11.256	14.546	13.703	7.467	11	10:07:18.828	47.589	11.498	14.790		
19	10:16:53.357	46.522	11.413	14.554	13.464	7.091	12	10:08:06.910	48.082	11.685	15.054		
(7) Vinicius Fernando Abreu Ponce							13	10:08:54.026	47.116	11.457	14.801		
1	10:00:49.465	47.998	12.155	14.869			14	10:09:41.138	47.112	11.490	14.738		
2	10:01:36.197	46.732	11.417	14.576			15	10:14:37.762	4:56.624	11.454	14.565		
3	10:02:23.097	46.900	11.386	14.551			16	10:15:26.492	48.730	12.820	14.879	13.732	7.299
4	10:03:09.546	46.449	11.443	14.483			17	10:16:13.065	46.573	11.362	14.469	13.602	7.140
5	10:06:06.553	2:57.007	11.547	14.671			18	10:16:59.820	46.755	11.353	14.673	13.601	7.128
6	10:06:54.140	47.587	12.260	14.641			(117) Vitor Salles de Menezes						
7	10:07:40.573	46.433	11.317	14.432			1	9:57:14.178	49.420	12.546	15.246	14.156	7.472
8	10:08:27.100	46.527	11.332	14.450			2	9:58:02.204	48.026	11.899	15.097	13.819	7.211
9	10:09:13.659	46.559	11.396	14.561			3	9:58:49.629	47.425	11.657	14.758	13.697	7.313
10	10:10:00.648	46.989	11.469	14.787									

CRONOMETRAGEM

DIRETOR DE PROVA

COMISSARIOS

Orbits

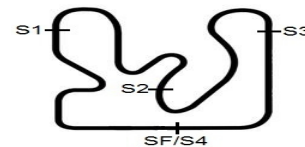
www.cronoelo.com.br

RESULTADO SUJEITO A VERIFICAÇÕES TECNICAS E OU DESPORTIVAS

Printed: 08/10/2014 10:18:11



DIVULGADO AS ____:____



16a COPA BRASIL DE KART

PJMK

Kartodromo de Itumbiara 1,034 km

2o TREINO LIVRE - PJMK

08/10/2014 09:55

Practice (20:00 Time) started at 9:56:21

Lap	Time of Day	Lap Tm	S1	S2	S3	S4
4	9:59:37.027	47.398	11.738	14.850	13.601	7.209
5	10:00:24.698	47.671	11.616	15.172	13.642	7.241
6	10:01:12.012	47.314	11.640	14.900		
7	10:01:59.265	47.253	11.602	14.783		
8	10:08:33.758	6:34.493	11.424	14.917		
9	10:09:21.782	48.024	12.045	14.632		
10	10:10:08.818	47.036	11.627	14.624		
11	10:10:55.834	47.016	11.480	14.597	13.616	7.323
12	10:11:43.007	47.173	11.652	14.578	13.685	7.258
13	10:12:30.005	46.998	11.553	14.630	13.569	7.246
14	10:13:17.054	47.049	11.684	14.574	13.581	7.210
15	10:14:03.930	46.876	11.604	14.504	13.511	7.257
16	10:14:50.551	46.621	11.410	14.505	13.465	7.241
17	10:15:37.630	47.079	11.555	14.678	13.597	7.249

(111) Dudu Naves

Lap	Time of Day	Lap Tm	S1	S2	S3	S4
1	9:57:22.797	49.263	13.298	15.008	13.818	7.139
2	9:58:10.085	47.288	11.646	14.983	13.564	7.095
3	9:58:57.177	47.092	11.547	14.809	13.680	7.056
4	9:59:44.111	46.934	11.482	14.685	13.635	7.132
5	10:00:35.138	51.027	11.590	14.677	14.584	10.176
6	10:01:24.648	49.510	12.233	15.124		
7	10:02:11.945	47.297	11.621	14.811		
8	10:07:29.109	5:17.164	11.568	14.871		
9	10:08:26.595	57.486	18.392	18.334		
10	10:09:13.511	46.916	11.482	14.816		
11	10:10:00.232	46.721	11.436	14.632		
12	10:10:48.542	48.310	11.534	14.773		
13	10:11:35.513	46.971	11.533	14.806	13.560	7.072
14	10:12:22.516	47.003	11.470	14.856	13.578	7.099
15	10:13:10.603	48.087	11.519	14.782	14.333	7.453
16	10:13:57.505	46.902	11.492	14.727	13.564	7.119
17	10:14:44.164	46.659	11.396	14.715	13.497	7.051

(9) Pedro Henrique Schmitt Gurgacz

Lap	Time of Day	Lap Tm	S1	S2	S3	S4
1	9:57:30.909	51.592	12.449	15.183	16.577	7.383
2	9:58:19.244	48.335	11.716	15.052	14.348	7.219
3	9:59:06.760	47.516	11.649	15.156	13.527	7.184
4	9:59:53.801	47.041	11.467	14.906	13.502	7.166
5	10:00:40.539	46.738	11.508	14.595		
6	10:01:27.214	46.675	11.351	14.684		
7	10:02:14.253	47.039	11.474	14.802		
8	10:07:36.612	5:22.359	11.348	14.883		
9	10:08:29.287	52.675	12.618	19.282		
10	10:09:16.131	46.844	11.424	14.767		
11	10:10:02.809	46.678	11.353	14.716		
12	10:10:50.899	48.090	11.268	14.664		
13	10:11:39.238	48.339	11.888	14.788	14.443	7.220
14	10:13:54.342	2:15.104	11.448	14.720	13.556	1:35.380
15	10:14:42.960	48.618	13.164	14.788	13.508	7.158
16	10:15:29.875	46.915	11.376	14.696	13.533	7.310
17	10:16:17.281	47.406	11.800	14.806	13.612	7.188
18	10:17:03.975	46.694	11.302	14.761	13.471	7.160

CRONOMETRAGEM

DIRETOR DE PROVA

COMISSARIOS

Orbits

www.cronoelo.com.br

RESULTADO SUJEITO A VERIFICAÇÕES TÉCNICAS E OU DESPORTIVAS

Printed: 08/10/2014 10:18:11



CRONOELO
CRONOMETRAGEM Page 6/3m