

OKTANE TRACK DAY 2013.2

QUALIFY

AUTODROMO VELO CITTÀ 3,430 km

TREINO

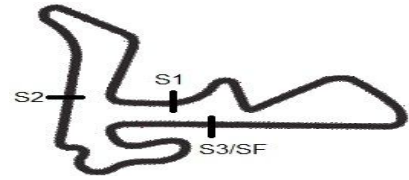
12/7/2013 08:00

Qualifying started at 8:07:20

Lap	Lap Tm	S1	S2	S3
(90) JOAO P. LANCER EVO V				
1	1:41.880	33.385	29.056	39.439
2	1:41.550	33.929	28.880	38.741
(42) JOAO P. PORSCHE GT3				
1	1:51.960	37.957	32.543	41.460
2	1:46.098	35.596	30.419	40.083
3	1:45.359	35.415	30.540	39.404
4	1:44.314	34.747	30.054	39.513
5	1:46.378	34.883	32.015	39.480
6	2:17:43.206	41.574	37.883	48.137
7	2:00.833	42.432	34.757	43.644
8	1:55.337	39.398	33.054	42.885
9	1:54.854	39.396	32.806	42.652
10	1:55.066	38.526	33.474	43.066
11	1:55.890	39.053	34.057	42.780
12	2:07.967	39.375	33.967	54.625
(154) JOAO P. PORSCHE GT2 RS				
1	1:49.894	37.355	31.778	40.761
2	1:44.347	35.236	29.862	39.249
3	1:44.788	34.673	30.675	39.440
(55) RODRIGO C. EVO IX				
1	1:49.634	36.884	31.266	41.484
2	6:16.747	50.670	46.096	46.686
3	1:49.264	36.317	31.924	41.023
4	1:05:49.139	48.307	33.075	43.578
5	1:55.206	38.908	33.190	43.108
6	4:23:48.317	40.480	42.680	45.166
7	1:45.505	35.627	30.087	39.791
8	8:20.167	38.561	32.784	43.561
9	1:51.520	37.241	31.673	42.606
10	1:51.592	37.956	31.729	41.907
(126) EUCLYDES A. PANTERA				
1	1:56.025	39.966	33.878	42.181
2	1:46.810	35.790	30.890	40.130
3	1:46.245	35.834	30.853	39.558
4	2:10:15.658	42.714	34.070	42.491
5	1:47.892	36.871	30.986	40.035
6	1:54.926	35.297	30.173	49.456
7	1:36.954	38.850		
8	1:12:52.117	1:00.255	36.661	26:13.417
9	3:56:03.147	41.487	38.558	50.650
10	1:59.641	39.383	35.840	44.418
11	1:59.969	39.219	36.679	44.071
12	1:58.450	39.483	35.190	43.777
13	8:56.010	37.601	33.241	44.127
(149) AMADEU C. PORSCHE GT3 RS				
1	2:21.433	49.521	41.865	50.047
2	2:01.870	41.994	35.161	44.715
3	1:56.832	39.242	34.450	43.140
4	2:01.164	38.599	36.340	46.225
5	1:55.862	37.533	33.551	44.778
6	2:04.582	45.460	35.293	43.829
7	2:43.922	45.035	55.444	1:03.443
8	27:17.435	55.731	35.850	44.715
9	1:54.734	37.650	33.747	43.337
10	1:50.884	36.878	32.419	41.587
11	1:51.191	37.310	32.282	41.599
12	2:52.839	54.743	54.593	1:03.503
13	1:54.889	37.112	33.107	44.670
14	18:44.144	51.597	37.788	43.569

Lap	Lap Tm	S1	S2	S3
15	1:51.986	36.838	33.325	41.823
16	1:50.707	36.657	32.410	41.640
17	1:48.755	36.196	31.652	40.907
18	1:46.755	35.602	31.275	39.878
19	2:54.920	55.040	58.892	1:00.988
20	1:50.111	37.415	32.493	40.203
21	1:53.893	40.030	32.324	41.539
22	1:49.410	36.410	31.592	41.408
23	1:49.547	36.731	31.761	41.055
24	3:08:57.224	52.381	38.609	45.967
25	1:50.186	37.131	32.469	40.586
26	1:48.785	36.518	31.562	40.705
27	1:48.078	35.614	32.008	40.456
28	1:47.569	35.796	31.621	40.152
29	2:52.597	52.704	57.700	1:02.193
30	1:15:50.866	56.720	37.213	47.127
31	1:58.349	41.536	35.087	41.726
32	1:47.704	35.756	31.626	40.322
33	1:47.759	36.006	31.623	40.130
34	1:47.417	35.640	31.838	39.939
35	3:01.063	54.185	58.394	1:08.484
(1) LANCER EVO X				
1	1:46.769	36.120	31.080	39.569
2	1:47.609	35.896	31.537	40.176
(2) JOÃO P. LANCER EVO VII				
1	1:51.270	37.692	32.180	41.398
2	1:50.361	37.733	31.674	40.954
3	1:50.016	36.987	32.028	41.001
4	1:48.761	36.513	31.505	40.743
5	1:48:59.518	43.775	37.918	44.628
6	1:57.301	40.563	34.262	42.476
7	14:57.588	38.252	32.641	41.047
8	1:47.732	35.934	31.287	40.511
9	1:47.971	36.118	31.323	40.530
10	1:48.166	36.329	31.382	40.455
11	1:23:21.726	39.604	39.617	42.721
12	1:52.946	40.094	32.160	40.692
13	1:49.087	36.405	31.500	41.182
14	1:54.878	40.239	31.580	43.059
15	1:47.782	36.266	31.131	40.385
16	1:47.704	35.833	31.549	40.322
(28) RODOLFO P. PORSCHE 911 GT2				
1	2:03.074	43.590	34.084	45.400
2	2:13.968	45.234	39.303	49.431
3	2:24.103	47.167	38.907	58.029
4	1:54.849	41.951	31.655	41.243
5	1:49.446	36.580	31.642	41.224
6	1:49.627	37.031	31.207	41.389
7	52:59.514	43.356	37.097	53.716
8	2:25.802	51.047	39.611	55.144
9	2:29.610	54.613	39.003	55.994
10	2:32.222	52.238	42.043	57.941
11	2:24.293	47.833	39.922	56.538
12	2:26.314	50.550	38.588	57.176
13	29:48.347	48.690	32.788	42.038
14	1:54.175	40.912	32.012	41.251
15	1:50.465	37.432	31.712	41.321
16	1:48.712	36.001	31.408	41.303
17	1:48.066	36.029	30.864	41.173
18	37:55.848	48.738	33.869	43.404
19	1:52.811	37.560	32.565	42.686
20	2:11.154	39.150	32.420	59.584
21	2:23.245	56.551	41.755	44.939





OKTANE TRACK DAY 2013.2

QUALIFY

AUTODROMO VELO CITTÀ 3,430 km

TREINO

12/7/2013 08:00

Qualifying started at 8:07:20

Lap	Lap Tm	S1	S2	S3
22	1:54.659	38.817	32.028	43.814
23	2:04:34.510	52.241	32.632	42.680
24	1:49.689	36.887	31.456	41.346
25	1:50.064	36.759	31.867	41.438
26	1:49.809	36.576	32.155	41.078
27	1:50.190	36.589	31.616	41.985
28	6:28.074	42.531	32.931	49.123
29	1:53.084	37.946	32.112	43.026
30	1:51.354	37.477	31.353	42.524
31	1:53.338	38.603	32.051	42.684

Lap	Lap Tm	S1	S2	S3
2	10:45.266	41.508	38.400	50.601
3	1:59.451	39.940	33.500	46.011
4	1:54.072	38.249	32.153	43.670
5	1:54.308	38.447	31.980	43.881
6	2:34.875	48.332	44.013	1:02.530
7	9:43.769	50.464	35.606	47.848
8	2:05.265	40.243	35.969	49.053
9	2:01.920	39.601	34.047	48.272
10	2:06.949	39.337	34.408	53.204
11	2:03:26.607	56.141	35.868	52.430
12	2:04.624	41.388	36.227	47.009
13	1:58.528	39.043	32.891	46.594
14	9:51.777	39.700	33.146	45.563
15	1:57.902	38.769	33.156	45.977
16	1:56.933	38.850	32.852	45.231
17	1:54.912	38.330	32.449	44.133
18	1:54.792	38.615	32.281	43.896
19	51:45.843	38.724	36.310	46.079
20	1:58.497	38.958	34.161	45.378
21	7:07.822	38.536	32.417	43.100
22	1:52.871	37.177	31.909	43.785
23	1:52.750	36.994	32.496	43.260
24	1:50.405	36.790	31.688	41.927
25	54:25.486	43.930	37.526	49.178
26	1:53.903	37.778	32.442	43.683
27	1:52.063	37.110	31.996	42.957
28	4:32.085	38.395	31.898	43.191
29	1:52.675	37.035	32.366	43.274
30	2:30.401	46.485	44.790	59.126

(130) JI H. SUBARU STI

1	1:53.381	38.658	32.731	41.992
2	14:12.944	53.644	41.573	46.280
3	1:51.059	37.298	31.979	41.782
4	2:28.327	48.861	51.481	47.985
5	1:50.803	36.454	32.764	41.585
6	18:57.835	50.884	51.454	50.590
7	1:50.980	37.436	31.878	41.666
8	2:41.721	50.868	55.538	55.315
9	1:49.940	36.958	31.717	41.265
10	2:49.731	52.844	54.279	1:02.608
11	2:43.087	56.829	53.907	52.351
12	2:15.348	36.379	45.700	53.269
13	1:50.285	37.007	31.990	41.288
14	17:47.568	52.488	51.735	54.511
15	1:50.231	36.672	31.751	41.808
16	2:40.957	51.504	53.763	55.690
17	2:00.823	36.361	31.613	52.849
18	2:34.244	53.316	47.216	53.712
19	1:49.742	36.395	31.526	41.821
20	2:54.373	58.161	59.928	56.284
21	2:29.732	52.788	46.916	50.028
22	1:49.513	36.348	31.935	41.230
23	22:11.763	53.063	47.496	48.552
24	1:49.606	36.734	31.310	41.562
25	2:49.783	53.170	1:01.639	54.974
26	1:49.660	36.375	31.896	41.389
27	2:41.706	52.031	55.756	53.919
28	1:27:55.867	36.490	36.593	46.025
29	1:50.151	36.657	32.019	41.475
30	2:45.688	53.870	54.947	56.871
31	2:15.067	36.390	47.198	51.479
32	1:49.967	36.302	31.902	41.763
33	13:39.553	50.406	40.960	48.929
34	1:49.911	36.817	31.901	41.193
35	12:37.051	51.925	52.280	50.499
36	1:49.550	36.669	31.563	41.318
37	1:05:04.596	52.359	57.497	52.163
38	1:49.417	36.714	31.615	41.088
39	2:47.027	51.302	53.751	1:01.974
40	1:50.037	36.677	32.160	41.200
41	3:02.420	49.928	1:04.188	1:08.304
42	12:16.481	1:01.595	55.293	53.515
43	2:16.667	36.565	45.630	54.472
44	1:49.504	36.696	31.789	41.019
45	1:00:19.698	55.151	54.511	1:00.430
46	1:50.589	37.092	32.084	41.413
47	33:05.852	53.542	48.743	49.507
48	1:49.674	36.661	31.970	41.043
49	2:48.122	54.760	53.999	59.363
50	1:49.569	36.664	31.881	41.024
51	9:52.329	50.920	56.937	53.717

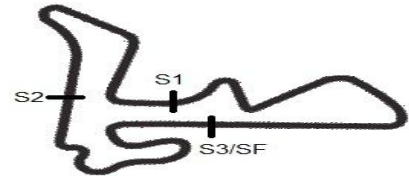
(8) NEY C. MUSTANG GT

1	2:14.141	44.705	41.585	47.851
2	2:06.080	42.693	37.137	46.250
3	2:02.057	41.111	35.425	45.521
4	2:01.998	41.186	35.536	45.276
5	1:58.823	40.320	34.669	43.834
6	19:53.644	43.103	42.715	48.925
7	2:02.462	42.048	35.675	44.739
8	8:08.372	40.522	37.311	44.206
9	1:53.544	38.775	32.735	42.034
10	1:53.844	38.295	33.246	42.303
11	1:52.671	37.615	32.996	42.060
12	1:52.896	37.786	32.990	42.120
13	18:58.506	47.979	45.174	50.204
14	2:09.557	43.921	38.188	47.448
15	4:44.732	42.498	33.446	43.279
16	1:53.008	37.905	32.668	42.435
17	1:52.053	37.514	32.626	41.913
18	1:53.219	37.914	33.106	42.199
19	2:11.931	41.113	43.251	47.567
20	1:28:15.023	6:30.033	50.222	54.525
21	2:13.234	44.012	41.605	47.617
22	4:53.543	41.820	33.980	43.042
23	1:53.605	38.510	32.528	42.567
24	1:51.811	37.825	32.113	41.873
25	1:51.999	37.227	32.471	42.301
26	3:01:46.552	44.733	44.664	53.264
27	2:03.896	43.408	35.588	44.900
28	1:56.552	38.984	33.624	43.944
29	1:55.957	38.892	33.653	43.412
30	1:53.304	38.021	32.772	42.511
31	5:57.751	43.167	33.471	42.863
32	1:59.662	39.015	37.255	43.392
33	53:38.194	38.343	38.501	49.051
34	1:57.413	39.287	33.659	44.467
35	1:54.782	38.359	33.008	43.415

(6) MARCELO H MB SLS

1	2:08.736	44.551	34.545	49.640
---	----------	--------	--------	--------





OKTANE TRACK DAY 2013.2

QUALIFY

AUTODROMO VELO CITTÀ 3,430 km

TREINO

12/7/2013 08:00

Qualifying started at 8:07:20

Lap	Lap Tm	S1	S2	S3
36	1:53.003	37.332	32.619	43.052
37	6:15.801	39.849	41.060	53.713
38	2:04.527	43.420	34.585	46.522
39	1:58.255	39.034	33.822	45.399

(143) JOAO P. PORSCHE 911R

1	1:57.608	39.579	34.098	43.931
2	1:57.192	39.000	33.608	44.584
3	1:55.522	38.634	33.294	43.594

(15) RODRIGO G. EVO VII AMARELO

1	2:08.876	48.304	35.830	44.742
2	1:56.722	39.389	33.807	43.526
3	2:01:29.617	51.265	37.503	48.066
4	2:07.871	43.735	37.079	47.057
5	2:06.918	41.932	35.676	49.310
6	37:10.040	49.157	39.226	45.109
7	1:59.301	40.105	34.620	44.576
8	6:24.868	57.485	35.085	44.756
9	2:00.561	40.546	34.686	45.329
10	3:29:22.938	55.828	38.897	45.148
11	1:55.990	38.741	33.522	43.727

(38) VITTORIO D. PORSCHE 911 TURBO

1	2:07.460	44.172	36.042	47.246
2	2:04.816	42.297	35.279	47.240
3	2:04.080	41.560	35.511	47.009
4	2:04.983	41.969	35.116	47.898
5	3:16.102	1:00.843	1:00.991	1:14.268
6	20:36.941	1:06.139	48.873	55.600
7	2:02.568	41.070	34.764	46.734
8	2:03.861	42.159	35.314	46.388
9	2:02.735	40.835	35.340	46.560
10	2:02.700	41.302	35.006	46.392
11	2:01.345	40.561	34.642	46.142
12	2:01.844	40.784	34.514	46.546
13	2:01.515	41.326	34.453	45.736
14	1:59.982	40.281	34.241	45.460
15	33:43.217	1:06.632	1:04.850	59.490
16	1:57.928	39.955	33.538	44.435
17	1:57.975	39.827	33.833	44.315
18	1:57.848	39.393	33.954	44.501
19	1:58.909	39.293	33.851	45.765
20	2:00.559	40.021	34.775	45.763
21	1:59.191	39.850	34.268	45.073
22	1:58.263	39.490	34.115	44.658
23	28:49.675	1:07.671	1:09.893	1:02.585
24	1:59.306	40.580	33.797	44.929
25	1:58.727	40.036	33.485	45.206
26	1:58.948	41.252	33.577	44.119
27	1:58.124	40.278	33.551	44.295
28	1:57.933	39.916	33.437	44.580
29	1:58.812	39.562	33.804	45.446
30	4:21.198	1:09.703	1:25.502	1:45.993
31	4:04.758	1:34.091	1:19.177	1:11.490
32	1:57.008	39.565	33.464	43.979
33	1:58.164	39.546	33.526	45.092
34	1:58.425	39.777	34.009	44.639
35	23:59.911	1:17.642	38.336	49.894
36	5:26.128	43.654	32.845	44.262
37	54:23.213	39.052	51.528	56.403
38	1:58.044	40.058	33.636	44.350
39	1:58.780	39.501	34.152	45.127
40	1:57.295	39.366	33.129	44.800
41	1:56.201	39.021	33.015	44.165
42	3:06.530	41.634	57.115	1:27.781

Lap	Lap Tm	S1	S2	S3
43	3:27.276	1:24.372	1:05.685	57.219
44	1:59.807	40.791	33.489	45.527
45	1:59.514	40.529	33.607	45.378
46	1:59.032	40.107	33.864	45.061
47	1:58.090	39.446	33.606	45.038
48	19:25.453	1:11.708	1:00.857	1:01.520
49	1:57.829	39.912	33.627	44.290
50	1:58.841	40.040	34.218	44.583
51	1:58.483	40.021	33.505	44.957
52	1:59.830	40.360	34.444	45.026
53	1:59.410	39.666	34.071	45.673
54	3:38.225	1:12.472	1:19.171	1:06.582
55	2:00.589	41.040	34.336	45.213
56	2:00.379	39.871	33.810	46.698
57	1:57.769	39.662	34.008	44.099
58	59:51.054	1:05.233	45.536	55.472
59	2:12.633	51.210	35.394	46.029
60	2:01.135	40.918	34.423	45.794
61	1:58.465	40.372	33.658	44.435
62	1:59.269	40.223	33.689	45.357
63	1:58.282	39.183	34.052	45.047
64	1:57.908	39.838	33.654	44.416
65	1:57.026	39.235	33.223	44.568
66	3:24.050	1:02.369	1:03.051	1:18.630
67	3:06.837	1:03.444	53.586	1:09.807

(68) EVO 8

1	1:58.198	39.149	32.870	46.179
2	2:05.604	40.531	35.194	49.879
3	2:00.528	39.515	33.966	47.047

(36) EDESIO N. PORSCHE 911

1	21:34.498	41.503	37.115	45.686
2	2:02.422	40.714	35.561	46.147
3	2:02.704	40.916	35.480	46.308
4	2:01.689	40.837	35.078	45.774
5	2:03.268	40.195	35.733	47.340
6	19:03.959	48.346	37.454	47.658
7	2:04.535	41.935	35.588	47.012
8	10:38.752	54.815	38.825	48.491
9	2:00.003	40.211	34.959	44.833
10	2:01.062	39.730	35.406	45.926
11	1:59.136	39.586	34.730	44.820
12	2:01.961	39.844	35.374	46.743
13	2:02.787	41.357	34.816	46.614

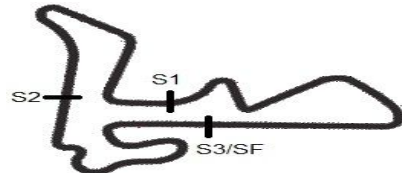
(11) RESGATE MB CLS

1	2:05.078	42.722	34.913	47.443
2	2:00.837	40.868	34.142	45.827
3	1:05:05.121	46.945	38.406	47.968
4	2:00.763	40.596	34.460	45.707
5	2:18.917	43.209	43.017	52.691
6	1:59.917	40.528	34.134	45.255

(32) JOAO L. BMW M3

1	2:19.468	43.972	47.016	48.480
2	2:16.870	41.956	38.362	56.552
3	19:09.476	1:00.852	38.466	48.424
4	2:06.613	42.154	37.154	47.305
5	2:04.717	41.493	36.030	47.194
6	2:10.830	43.215	36.059	51.556
7	1:42:23.612	54.636	40.203	59.482
8	2:21.161	53.744	38.811	48.606
9	2:04.978	42.142	35.675	47.161
10	2:22.214	46.151	42.963	53.100
11	2:28.956	49.304	42.181	57.471





OKTANE TRACK DAY 2013.2

QUALIFY

AUTODROMO VELO CITTÁ 3,430 km

TREINO

12/7/2013 08:00

Qualifying started at 8:07:20

Lap	Lap Tm	S1	S2	S3
12	2:15.579	50.650	38.144	46.785
13	2:05.898	41.981	36.181	47.736
14	43:16.293	45.198	38.431	52.527
15	2:05.641	42.474	35.140	48.027
16	2:05.290	42.184	35.801	47.305
17	5:25.348	41.922	36.583	46.968
18	2:06.856	41.830	37.601	47.425
19	6:55.088	48.970	36.282	47.221
20	2:06.196	43.237	35.886	47.073
21	2:03.929	41.643	35.907	46.379
22	2:12.272	41.915	35.486	54.871
23	24:11.236	45.661	43.914	51.737
24	2:07.942	42.897	36.774	48.271
25	2:07.206	43.217	36.078	47.911
26	11:03.979	58.930	41.583	46.900
27	1:01:00.950	42.241	36.606	47.972
28	5:35.316	42.024	35.767	48.750
29	2:04.438	41.067	36.691	46.680
30	2:01.607	40.017	34.589	47.001

Lap	Lap Tm	S1	S2	S3
-----	--------	----	----	----

(155) MARCELO G. MB SLK 55 AMG

1	2:21.484	52.461	39.368	49.655
2	5:36.931	46.113	37.302	47.714
3	2:06.128	43.150	35.976	47.002
4	2:05.548	42.132	36.626	46.790
5	51:55.996	44.537	38.606	47.221
6	2:03.471	41.358	35.286	46.827
7	1:22:54.332	2:30.650	38.872	51.356
8	2:08.083	43.982	36.674	47.427
9	2:04.712	42.152	35.772	46.788
10	2:04.407	41.613	35.444	47.350
11	1:30:42.553	42.322	37.907	48.409
12	2:05.388	42.345	36.251	46.792
13	2:06.723	42.787	35.595	48.341

(101) JOAO P. GOLF R

1	2:09.070	44.022	35.993	49.055
2	2:10.245	44.156	37.275	48.814
3	2:10.420	44.512	36.497	49.411
4	2:51.701	54.261	49.023	1:08.417
5	2:40.183	56.037	45.928	58.218
6	2:38.033	1:14.877	35.481	47.675
7	2:07.561	41.664	37.268	48.629
8	2:38.176	49.207	49.631	59.338
9	2:29:50.608	51.455	38.151	47.407
10	2:06.762	41.321	36.412	49.029
11	2:25.299	49.227	44.750	51.322
12	2:04.846	41.607	36.179	47.060

