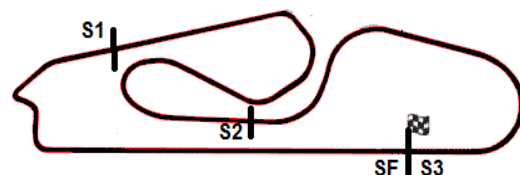


3a ETAPA CAMP. METROPOLITANO
 3a ETAPA CAMP. PR - SPYDER RACE
 2a ETAPA CAMP. SPRINT RACE
 HORARIO _____:



VELOCIDADE NO ASFALTO 2013

MARCAS

AUT INT RAUL BOESEL 3,765 Km

4o. TREINO LIVRE - MARCAS

10/05/2013 15:35

Practice (30:00 Time) started at 15:37:02

Lap	Lap Tm	S1	S2	S3
(33) GUSTAVO MAGNABOSCO				
1	6:02.850	39.117	43.234	4:40.499
2	1:59.278	37.622	46.418	35.238
3	1:41.220	25.799	42.594	32.827
4	1:41.031	25.886	42.527	32.618
5	1:40.905	25.773	42.556	32.576
6	1:41.080	25.947	42.367	32.766
7	1:40.787	25.870	42.286	32.631
8	1:41.058	25.908	42.583	32.567

(17) MICHEL GIUSTI				
1	2:08.985	42.409	53.192	33.384
2	1:41.385	26.041	42.589	32.755
3	1:40.948	25.682	42.553	32.713
4	4:27.999	26.037	42.520	3:19.442
5	2:49.858	59.024	1:16.117	34.717
6	2:17.881	1:00.425	44.523	32.933
7	1:41.146	25.955	42.452	32.739
8	1:41.058	25.781	42.534	32.743
9	2:15.471	25.889	1:00.226	49.356

(207) MARCOS RAMOS				
1	2:09.676	42.101	52.877	34.698
2	2:25.292	1:02.537	49.446	33.309
3	1:41.599	26.188	42.351	33.060
4	1:42.262	26.340	42.688	33.234
5	1:41.751	26.034	42.467	33.250
6	5:51.420	26.041		
7	2:23.650	38.619	59.840	45.191
8	1:51.452	32.344	45.349	33.759
9	1:41.923	26.185	42.619	33.119
10	1:42.249	26.520	42.479	33.250
11	1:41.742	26.068	42.384	33.290
12	1:41.612	26.162	42.298	33.152
13	1:42.698	26.099	42.470	34.129
14	1:41.066	25.868	42.232	32.966

(28) MARCEL S. RODRIGUES				
1	2:03.574	47.647	42.890	33.037
2	1:41.700	26.062	42.567	33.071
3	1:42.668	26.287	42.668	33.713
4	1:49.379	28.082	48.072	33.225
5	1:41.762	25.820	42.636	33.306
6	1:41.248	25.787	42.506	32.955
7	1:46.572	25.798	43.150	37.624
8	1:43.050	26.227	43.728	33.095
9	7:11.002	26.517	42.984	6:01.501
10	1:49.115	33.490	42.583	33.042
11	1:41.511	25.877	42.648	32.986
12	1:41.401	25.968	42.553	32.880

(126) EDUARDO SCHEER				
1	1:57.125	40.792	43.408	32.925
2	1:41.493	26.141	42.597	32.755
3	1:41.382	25.799	42.810	32.773
4	3:32.655	26.203	42.886	2:23.566
5	2:19.980	44.000	56.892	39.088
6	1:44.340	28.020	42.865	33.455
7	4:49.547	26.286	43.581	3:39.680
8	2:04.536	40.970	50.157	33.409
9	1:41.628	25.936	42.847	32.845
10	1:42.022	26.061	43.074	32.887

(72) DAVI DAL PIZZOL				
1	2:11.505	41.186	53.588	36.731

2	3:02.111	28.167	50.202	1:43.742
3	1:57.577	39.745	44.071	33.761
4	1:42.233	26.297	42.839	33.097
5	1:42.162	26.261	42.822	33.079
6	1:41.655	26.130	42.515	33.010
7	1:41.908	26.119	42.690	33.099
8	1:41.758	25.828	42.841	33.089
9	10:55.516	26.223	45.775	9:43.518
10	1:51.528	34.964	43.295	33.269
11	1:42.078	25.935	42.822	33.321

(87) JORGE LUIS MARTELLI				
1	2:03.424	47.112	43.246	33.066
2	1:42.201	26.236	42.732	33.233
3	1:41.754	25.885	42.858	33.011
4	1:47.378	25.854	48.291	33.233
5	1:42.323	26.377	42.813	33.133
6	1:42.310	26.305	42.946	33.059
7	1:44.921	26.051	44.255	34.615
8	1:43.679	27.608	42.977	33.094
9	1:41.675	25.979	42.720	32.976
10	4:25.295	26.166	43.037	3:16.092
11	1:49.285	33.173	42.996	33.116
12	1:42.030	26.314	42.875	32.841
13	1:42.066	26.377	42.757	32.932
14	1:42.004	26.285	42.753	32.966

(169) ruslan / ANDREI CARTA				
1	2:02.920	47.165	42.602	33.153
2	1:43.434	26.249	43.480	33.705
3	1:41.737	25.936	42.770	33.031
4	4:46.088	25.932	43.106	3:37.050
5	1:52.646	37.031	42.692	32.923
6	1:51.900	28.402	50.597	32.901
7	1:41.917	25.962	42.760	33.195
8	9:15.323	25.931	42.690	8:06.702
9	1:52.624	35.988	43.588	33.048
10	1:41.997	25.894	42.895	33.208

(210) A.SERMANN/G.WEIGERT				
1	1:58.063	38.961	44.542	34.560
2	1:44.452	26.995	43.547	33.910
3	1:43.561	26.385	43.433	33.743
4	1:43.304	26.295	43.188	33.821
5	1:43.527	26.359	43.435	33.733
6	2:45.551	26.407	43.706	1:35.438
7	2:31.286	33.481	1:05.597	52.208
8	1:42.694	26.046	43.100	33.548
9	1:42.005	25.990	42.892	33.123

(200) CLAUDIO SIMÃO				
1	2:05.775	39.525	50.579	35.671
2	1:42.506	26.137	42.949	33.420
3	1:42.654	26.355	43.176	33.123
4	1:42.908	26.795	43.009	33.104
5	1:43.167	26.247	43.420	33.500
6	1:43.061	26.533	43.103	33.425
7	1:42.714	26.412	42.940	33.362
8	1:42.390	26.104	42.684	33.602
9	1:42.075	26.193	42.576	33.306
10	4:36.789	26.237	43.328	3:27.224
11	1:48.745	32.775	42.834	33.136
12	2:17.225	26.209	42.999	1:08.017
13	1:47.756	31.343	43.031	33.382
14	1:42.907	26.261	43.233	33.413
15	1:42.760	26.344	43.204	33.212

CRONOMETRAGEM

COMISSARIOS

DIRETOR DE PROVA

Orbits

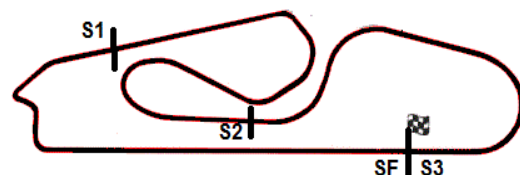
www.cronoelo.com.br

RESULTADO SUJEITO A VERIFICAÇÕES TÉCNICAS E/OU DESPORTIVAS

Printed: 10/05/2013 16:08:25



3a ETAPA CAMP. METROPOLITANO
 3a ETAPA CAMP. PR - SPYDER RACE
 2a ETAPA CAMP. SPRINT RACE
 HORARIO _____:



VELOCIDADE NO ASFALTO 2013

MARCAS

AUT INT RAUL BOESEL 3,765 Km

4o. TREINO LIVRE - MARCAS

10/05/2013 15:35

Practice (30:00 Time) started at 15:37:02

Lap	Lap Tm	S1	S2	S3
(149) SAMIR GUIMARAES SILVA				
1	1:56.480	38.346	44.153	33.981
2	1:44.532	26.911	43.800	33.821
3	1:44.203	26.633	43.674	33.896
4	1:45.017	27.317	43.509	34.191
5	3:20.680	26.874	44.550	2:09.256
6	1:50.116	33.290	43.433	33.393
7	1:43.371	26.756	43.084	33.531
8	1:45.671	26.651	45.340	33.680
9	1:42.320	26.103	42.952	33.265
10	1:42.676	26.250	43.015	33.411
11	4:33.037	28.580	47.485	3:16.972
12	2:10.590	47.097	50.173	33.320
13	1:43.911	26.261	43.078	34.572
14	1:46.645	28.795	43.225	34.625

Lap	Lap Tm	S1	S2	S3
(209) TONINHO ESPOADOR				
1	1:56.731	39.019	44.218	33.494
2	1:42.773	26.292	43.239	33.242
3	1:43.080	26.438	43.382	33.260
4	3:29.380	26.392	43.682	2:19.306
5	1:49.799	32.906	43.456	33.437
6	1:42.922	26.403	43.218	33.301
7	1:42.560	26.292	43.044	33.224
8	1:42.590	26.555	42.874	33.161
9	1:42.434	26.267	42.977	33.190

Lap	Lap Tm	S1	S2	S3
(66) -				
1	2:06.561	39.449	49.346	37.766
2	1:43.804	26.684	43.223	33.897
3	1:43.495	26.647	43.144	33.704
4	1:43.016	26.326	42.952	33.738
5	1:42.858	26.359	42.858	33.641
6	3:50.421	26.387	42.958	2:41.076
7	1:50.355	33.060	43.317	33.978
8	1:42.601	26.213	42.774	33.614
9	1:42.781	26.319	42.828	33.634
10	2:00.503	26.896	57.121	36.486
11	1:42.513	26.192	42.862	33.459
12	1:42.471	26.151	42.776	33.544

Lap	Lap Tm	S1	S2	S3
(122) YUKIO DUZANOWSKY				
1	2:00.704	40.001	46.304	34.399
2	1:43.558	26.545	43.471	33.542
3	2:09.239	26.157	1:09.351	33.731
4	1:43.562	26.248	43.664	33.650
5	1:43.503	26.543	43.434	33.526
6	4:24.133	26.011	43.235	3:14.887
7	2:08.499	32.079	54.028	42.392
8	2:00.545	35.018	52.064	33.463
9	1:56.356	26.240	50.684	39.432
10	1:42.587	26.239	42.937	33.411
11	1:44.775	26.126	44.925	33.724
12	1:42.882	25.994	43.426	33.462
13	1:42.826	26.127	43.304	33.395
14	1:42.774	26.053	43.205	33.516
15	1:42.661	26.162	43.112	33.387

Lap	Lap Tm	S1	S2	S3
(103) H.PAMPUCH/S.TOKARSKI				
1	2:06.360	39.267	50.533	36.560
2	1:44.321	27.547	43.301	33.473
3	1:43.946	26.897	43.667	33.382
4	1:42.692	26.126	43.254	33.312
5	1:42.734	25.972	43.422	33.340
6	1:42.998	26.254	43.221	33.523

Lap	Lap Tm	S1	S2	S3
7	1:43.048	26.267	43.290	33.491
8	1:42.774	26.156	43.136	33.482
9	1:42.838	26.336	43.229	33.273
10	1:43.248	26.236	43.671	33.341

Lap	Lap Tm	S1	S2	S3
(196) L.FILGUEIRAS/R.MORENO				
1	2:03.334	39.753	47.571	36.010
2	1:43.511	26.616	42.868	34.027
3	1:43.742	26.712	43.133	33.897
4	1:43.400	26.697	42.829	33.874
5	1:43.162	26.326	43.083	33.753
6	1:43.226	26.419	42.902	33.905
7	1:43.407	26.475	43.213	33.719
8	1:43.026	26.268	42.912	33.846
9	1:43.155	26.285	42.829	34.041
10	1:44.177	26.616	43.473	34.088
11	1:42.884	26.440	42.706	33.738
12	1:43.189	26.590	42.956	33.643
13	1:43.096	26.468	42.941	33.687
14	1:42.744	26.424	42.718	33.602
15	3:37.519	26.365	42.897	2:28.257
16	1:57.308	36.403	45.857	35.048

Lap	Lap Tm	S1	S2	S3
(227) CELSO MANCIA				
1	1:53.237	35.079	44.236	33.922
2	1:43.714	26.654	43.266	33.794
3	2:55.521	26.211	44.082	1:45.228
4	1:48.812	31.959	43.385	33.468
5	3:40.874	26.517	43.886	2:30.471
6	1:52.641	33.888	44.753	34.000
7	1:45.185	26.965	44.156	34.064
8	1:46.084	27.356	44.544	34.184
9	1:45.894	27.372	44.295	34.227
10	1:45.961	28.000	43.890	34.071
11	1:49.957	26.995	46.412	36.550
12	1:45.247	26.810	44.270	34.167
13	1:45.771	27.136	44.177	34.458

Lap	Lap Tm	S1	S2	S3
(100) E. maldonado /R. BONATO				
1	2:06.235	39.536	51.576	35.123
2	1:44.927	26.869	43.699	34.359
3	1:49.106	29.274	45.374	34.458
4	1:50.338	31.334	44.258	34.746
5	1:45.106	27.101	43.680	34.325
6	1:45.099	27.397	43.149	34.553
7	1:45.427	27.697	43.418	34.312
8	1:44.278	26.641	43.510	34.127
9	1:44.900	26.751	43.878	34.271
10	1:44.351	26.530	43.396	34.425
11	1:44.868	26.703	43.518	34.647
12	2:08.420	26.749	1:03.610	38.061
13	1:45.027	26.785	43.943	34.299
14	1:50.503	32.139	43.717	34.647
15	1:45.802	27.223	43.818	34.761
16	1:45.736	27.041	43.929	34.766

Lap	Lap Tm	S1	S2	S3
(121) J. salvaro / R. RINHEL				
1	1:56.636	34.021	46.263	36.352
2	1:46.970	27.446	44.442	35.082
3	1:46.491	27.103	44.200	35.188
4	1:45.284	26.802	44.114	34.368
5	1:45.209	26.951	44.064	34.194
6	3:41.801	27.211	44.517	2:30.073
7	1:55.270	34.717	44.493	36.060
8	1:45.321	26.724	44.301	34.296
9	1:45.159	27.054	43.836	34.269

CRONOMETRAGEM

COMISSARIOS

DIRETOR DE PROVA

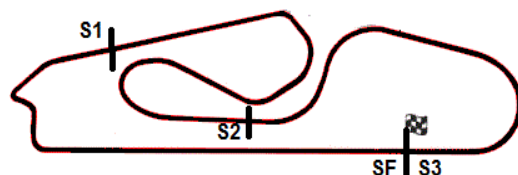
Orbits

www.cronoelo.com.br

RESULTADO SUJEITO A VERIFICAÇÕES TÉCNICAS E/OU DESPORTIVAS

Printed: 10/05/2013 16:08:25





VELOCIDADE NO ASFALTO 2013

MARCAS

AUT INT RAUL BOESEL 3,765 Km

4o. TREINO LIVRE - MARCAS

10/05/2013 15:35

Practice (30:00 Time) started at 15:37:02

Lap	Lap Tm	S1	S2	S3
10	1:44.754	26.686	43.897	34.171
11	1:45.171	26.824	44.040	34.307
12	1:45.253	26.813	44.237	34.203
13	1:45.910	26.801	44.343	34.766

Lap	Lap Tm	S1	S2	S3
-----	--------	----	----	----

(40) DIEGO PARDO

1	2:04.055	40.217	46.967	36.871
2	1:49.884	29.913	45.018	34.953
3	1:47.380	27.386	45.184	34.810
4	1:48.514	28.531	45.305	34.678
5	1:45.693	26.851	44.452	34.390
6	1:45.556	26.829	44.203	34.524
7	7:10.640	27.056	45.039	5:58.545
8	1:54.594	34.186	45.213	35.195
9	1:46.035	27.100	44.593	34.342
10	1:45.486	27.078	43.924	34.484
11	1:46.579	27.037	44.067	35.475
12	1:45.288	27.044	43.797	34.447
13	1:44.900	26.812	44.057	34.031

(105) THIAGO DE OLIVEIRA

1	3:50.867	40.492	57.655	2:12.720
2	5:22.179	40.124	53.879	3:48.176
3	10:28.211	35.617	55.606	8:56.988