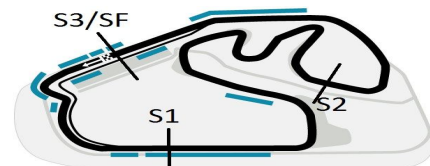




1ª ETAPA SUPERBIKE SERIES BRASIL 2013

08, 09 e 10 de Março - Interlagos - SP



SUPERBIKE SERIES BRASIL 1a ETAPA 2013

Dainese SuperBike Light

AUT J CARLOS PACE - INTERLAGOS 4,309 Km

2o TREINO CLASSIFICATORIO - DAINESE SBK LIGHT

09/03/2013 13:30

Qualify (30:00 Time)

Lap	Time of Day	Lap Tm	S1 Tm	S2 Tm	S3 Tm
(277) Filip Kaseres					
1	16:47:38.727	1:52.066	27.087	58.114	26.865
2	16:49:27.907	1:49.180	26.776	57.059	25.345
3	16:51:14.577	1:46.670	27.190	54.775	24.705
4	16:53:02.228	1:47.651	26.384	55.876	25.391
5	16:54:49.362	1:47.134	26.504	55.055	25.575
6	16:56:38.216	1:48.854	26.290	56.342	26.222

Lap	Time of Day	Lap Tm	S1 Tm	S2 Tm	S3 Tm
(38) Ricardo Negretto					
1	16:47:35.137	1:55.141	28.669	1:00.373	26.099
2	16:49:26.689	1:51.552	29.402	56.596	25.554
3	16:51:13.896	1:47.207	26.804	55.087	25.316
4	16:53:03.318	1:49.422	26.508	57.514	25.400
5	16:54:50.188	1:46.870	26.314	54.693	25.863
6	17:01:55.789	7:05.601	27.142	56.031	25.203
7	17:03:45.131	1:49.342	27.925	-	-
8	17:05:33.916	1:48.785	-	-	-
9	17:07:20.771	1:46.855	-	-	-

Lap	Time of Day	Lap Tm	S1 Tm	S2 Tm	S3 Tm
(55) Rodrigo Xuxa					
1	16:47:38.782	1:52.797	27.582	57.830	27.385
2	16:49:30.480	1:51.698	27.101	57.470	27.127
3	16:51:20.689	1:50.209	27.688	56.898	25.623
4	16:53:08.306	1:47.617	26.772	55.317	25.528
5	16:54:58.272	1:49.966	26.803	57.453	25.710
6	16:56:47.503	1:49.231	26.405	56.975	25.851

Lap	Time of Day	Lap Tm	S1 Tm	S2 Tm	S3 Tm
(19) Luciano Gomes Pokemon					
1	16:47:31.385	1:56.261	27.254	1:02.154	26.853
2	16:49:22.087	1:50.702	27.426	56.778	26.498
3	16:51:12.349	1:50.262	26.860	56.657	26.745
4	16:53:02.778	1:50.429	26.847	56.817	26.765
5	16:54:51.475	1:48.697	26.735	55.745	26.217
6	16:56:42.894	1:51.419	26.791	56.529	28.099
7	16:58:37.191	1:54.297	28.265	58.530	27.502
8	17:00:27.352	1:50.161	27.071	56.607	26.483
9	17:02:18.227	1:50.875	26.774	57.557	26.544
10	17:04:08.730	1:50.503	-	-	-

Lap	Time of Day	Lap Tm	S1 Tm	S2 Tm	S3 Tm
(7) Brenno s. Floriano					
1	16:47:52.273	1:57.234	28.878	1:01.645	26.711
2	16:50:08.404	2:16.131	28.896	1:20.724	26.511
3	16:52:14.129	2:05.725	27.602	1:05.427	32.696
4	16:54:09.517	1:55.388	28.163	1:00.199	27.026
5	16:56:25.085	2:15.568	27.689	1:21.490	26.389
6	17:06:24.716	9:59.631	28.112	58.248	8:33.271
7	17:08:16.497	1:51.781	-	-	-
8	17:10:07.747	1:51.250	-	-	-
9	17:11:56.444	1:48.697	-	-	-

Lap	Time of Day	Lap Tm	S1 Tm	S2 Tm	S3 Tm
(31) Marco Fiori					
1	16:47:43.406	1:53.489	28.117	58.780	26.592
2	16:49:45.573	2:02.167	29.898	1:06.110	26.159
3	16:51:39.685	1:54.112	28.658	58.838	26.616
4	16:53:29.531	1:49.846	27.051	57.180	25.615
5	16:55:20.745	1:51.214	27.295	58.395	25.524
6	16:57:11.768	1:51.023	27.376	57.784	25.863
7	16:59:01.793	1:50.025	27.453	57.445	25.127
8	17:00:55.016	1:53.223	27.675	59.453	26.095
9	17:02:47.365	1:52.349	27.952	58.925	25.472
10	17:04:39.083	1:51.718	-	-	-
11	17:06:29.231	1:50.148	-	-	-

Lap	Time of Day	Lap Tm	S1 Tm	S2 Tm	S3 Tm
(21) Rodrigo Espinha					
1	16:47:43.158	1:56.246	28.683	58.223	29.340

Lap	Time of Day	Lap Tm	S1 Tm	S2 Tm	S3 Tm
2	16:49:36.171	1:53.013	28.692	57.677	26.644
3	16:51:26.470	1:50.299	27.961	56.507	25.831
4	16:53:18.037	1:51.567	28.024	57.825	25.718
5	16:55:08.353	1:50.316	27.194	56.911	26.211

Lap	Time of Day	Lap Tm	S1 Tm	S2 Tm	S3 Tm
(78) Marcelo de Souza					
1	16:48:36.261	2:07.748	32.337	1:06.904	28.507
2	16:50:34.769	1:58.508	29.090	1:02.298	27.120
3	16:52:33.400	1:58.631	28.966	1:01.022	28.643
4	16:54:33.627	2:00.227	30.617	1:01.638	27.972
5	16:56:31.539	1:57.912	28.976	1:01.575	27.361
6	16:58:27.728	1:56.189	28.570	1:00.566	27.053
7	17:00:22.640	1:54.912	28.523	59.683	26.706
8	17:02:17.848	1:55.208	28.528	59.800	26.880
9	17:04:10.358	1:52.510	-	-	-
10	17:06:02.032	1:51.674	-	-	-
11	17:07:58.076	1:56.044	-	-	-
12	17:09:50.133	1:52.057	-	-	-
13	17:11:40.503	1:50.370	-	-	-

Lap	Time of Day	Lap Tm	S1 Tm	S2 Tm	S3 Tm
(123) Brecht Mondragon					
1	16:47:35.906	1:54.354	27.517	1:00.323	26.514
2	16:49:30.058	1:54.152	28.985	58.293	26.874
3	16:51:23.614	1:53.556	27.465	58.490	27.601
4	16:53:16.565	1:52.951	28.165	58.003	26.783
5	16:55:07.547	1:50.982	27.434	57.465	26.083
6	16:56:58.111	1:50.564	27.109	56.774	26.681
7	16:58:49.561	1:51.450	27.216	58.117	26.117

Lap	Time of Day	Lap Tm	S1 Tm	S2 Tm	S3 Tm
(6) Abner Gatto					
1	16:47:33.993	1:53.398	28.092	59.225	26.081
2	16:54:19.717	6:45.724	30.218	1:00.990	25.853
3	16:56:10.314	1:50.597	27.193	57.284	26.120
4	16:58:00.883	1:50.569	27.300	58.107	25.162
5	16:59:53.349	1:52.466	28.116	57.802	26.548

Lap	Time of Day	Lap Tm	S1 Tm	S2 Tm	S3 Tm
(48) Rodrigo Punhague					
1	16:48:35.217	2:03.056	30.606	1:05.409	27.041
2	16:50:32.802	1:57.585	29.527	1:01.351	26.707
3	16:52:31.460	1:58.658	29.121	1:00.995	28.542
4	16:54:23.774	1:52.314	27.931	57.878	26.505
5	16:56:15.771	1:51.997	27.661	57.744	26.592
6	16:58:07.648	1:51.877	27.424	58.415	26.038
7	17:00:00.468	1:52.820	27.277	58.773	26.770
8	17:01:52.715	1:52.247	27.362	58.738	26.147
9	17:03:43.640	1:50.925	27.233	-	-
10	17:05:34.289	1:50.649	-	-	-

Lap	Time of Day	Lap Tm	S1 Tm	S2 Tm	S3 Tm
(53) Rodrigo Souza					
1	16:48:18.845	1:53.793	27.552	58.298	27.943
2	16:50:10.769	1:51.924	27.082	58.310	26.532
3	16:52:03.691	1:52.922	27.000	58.548	27.374
4	16:53:56.680	1:52.989	27.192	58.696	27.101
5	16:55:49.919	1:53.239	28.647	58.172	26.420
6	16:57:42.481	1:52.562	27.245	58.644	26.673
7	16:59:33.152	1:50.671	27.152	56.563	26.956
8	17:01:24.466	1:51.314	27.540	56.425	27.349
9	17:06:56.560	5:32.094	34.870	-	-
10	17:08:50.373	1:53.813	-	-	-
11	17:10:56.047	2:05.674	-	-	-

Lap	Time of Day	Lap Tm	S1 Tm	S2 Tm	S3 Tm
(111) Fernando Ferraz					
1	16:48:37.877	2:05.117	30.126	1:06.738	28.253
2	16:50:34.945	1:57.068	28.294	1:01.976	26.798
3	16:52:34.120	1:59.175	29.008	1:01.293	28.874
4	16:54:33.555	1:59.435	29.942	1:02.323	27.170

CRONOMETRAGEM

DIRETOR DE PROVA

COMISSARIOS

Orbits 4

ACOMPANHE AO VIVO www.cronoelo.com.br

RESULTADO SUJEITO A VERIFICAÇÕES TÉCNICAS E/OU DESPORTIVAS

Printed: 11/03/2013 14:52:41

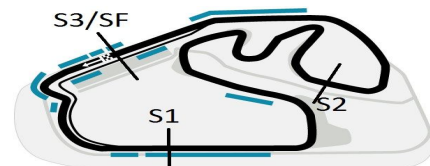


CRONOELO
CRONOMETRAGEM



1ª ETAPA SUPERBIKE SERIES BRASIL 2013

08, 09 e 10 de Março - Interlagos - SP



SUPERBIKE SERIES BRASIL 1a ETAPA 2013

Dainese SuperBike Light

AUT J CARLOS PACE - INTERLAGOS 4,309 Km

2o TREINO CLASSIFICATORIO - DAINESE SBK LIGHT

09/03/2013 13:30

Qualify (30:00 Time)

Lap	Time of Day	Lap Tm	S1 Tm	S2 Tm	S3 Tm
5	16:56:25.227	1:51.672	27.300	58.167	26.205
6	16:58:16.037	1:50.810	27.867	57.406	25.537
7	17:00:08.895	1:52.858	27.476	58.787	26.595

(35) Fabio Spina

1	16:48:07.380	1:54.440	28.845	58.987	26.608
2	16:50:00.464	1:53.084	27.843	58.635	26.606
3	16:52:03.944	2:03.480	28.422	1:06.492	28.566
4	16:53:58.048	1:54.104	28.351	59.332	26.421
5	16:55:55.077	1:57.029	28.550	1:01.008	27.471
6	16:57:47.011	1:51.934	27.449	58.083	26.402
7	16:59:41.135	1:54.124	27.247	1:00.441	26.436
8	17:01:33.300	1:52.165	27.823	58.095	26.247
9	17:07:16.835	5:43.535	30.741	-	-
10	17:09:08.195	1:51.360	-	-	-
11	17:10:59.135	1:50.940	-	-	-

(18) Augusto Figueredo

1	16:47:48.008	1:55.741	28.389	1:00.834	26.518
2	16:49:43.885	1:55.877	28.200	1:01.309	26.368
3	16:51:39.911	1:56.026	28.644	1:00.200	27.182
4	16:53:30.855	1:50.944	27.379	57.941	25.624
5	16:55:22.540	1:51.685	27.619	58.365	25.701

(69) Yrío Azevedo

1	16:51:52.816	1:56.054	29.347	59.595	27.112
2	16:53:45.333	1:52.517	27.720	58.325	26.472
3	16:55:36.866	1:51.533	27.472	57.777	26.284
4	16:57:28.059	1:51.193	27.058	57.823	26.312
5	16:59:19.430	1:51.371	27.439	57.325	26.607
6	17:05:33.764	6:14.334	32.079	1:03.342	4:38.913
7	17:07:25.007	1:51.243	-	-	-
8	17:09:16.001	1:50.994	-	-	-

(177) Marcelo Mellão Skaf

1	16:48:47.242	3:15.246	29.108	1:59.237	46.901
2	16:50:40.945	1:53.703	28.253	58.774	26.676
3	16:53:08.230	2:27.285	29.644	1:30.640	27.001
4	16:55:07.495	1:59.265	28.276	58.311	32.678
5	16:57:07.125	1:59.630	33.661	59.573	26.396
6	16:58:59.277	1:52.152	28.281	57.704	26.167

(4) Luciano Fernandes

1	16:48:13.487	2:02.038	30.517	1:03.278	28.243
2	16:50:09.786	1:56.299	28.872	1:00.306	27.121
3	16:52:06.179	1:56.393	27.902	1:01.038	27.453
4	16:54:18.743	2:12.564	28.258	1:16.873	27.433
5	16:56:13.424	1:54.681	27.786	59.824	27.071
6	16:58:07.914	1:54.490	28.983	59.050	26.457
7	17:00:01.748	1:53.834	27.529	58.911	27.394
8	17:01:55.658	1:53.910	27.804	59.220	26.886
9	17:03:48.820	1:53.162	27.965	-	-
10	17:05:42.582	1:53.762	-	-	-
11	17:07:36.764	1:54.182	-	-	-
12	17:09:29.208	1:52.444	-	-	-
13	17:11:23.302	1:54.094	-	-	-

(11) Carlos Quintas

1	16:48:08.222	1:55.000	28.961	59.433	26.606
2	16:50:00.763	1:52.541	27.451	58.327	26.763
3	16:51:56.166	1:55.403	27.941	1:00.439	27.023
4	16:53:49.865	1:53.699	29.291	58.360	26.048
5	16:55:44.747	1:54.882	28.979	59.183	26.720

(9) Flaudemir

1	16:47:40.818	2:01.120	29.118	1:03.048	28.954
---	--------------	----------	--------	----------	--------

Lap	Time of Day	Lap Tm	S1 Tm	S2 Tm	S3 Tm
2	16:49:36.248	1:55.430	29.337	59.176	26.917
3	16:51:28.961	1:52.713	27.897	58.214	26.602
4	16:53:22.720	1:53.759	28.116	58.488	27.155
5	16:55:17.041	1:54.321	28.804	58.593	26.924
6	16:57:13.682	1:56.641	28.299	1:00.402	27.940
7	16:59:08.065	1:54.383	28.509	59.019	26.855
8	17:01:03.198	1:55.133	28.231	59.656	27.246
9	17:02:59.715	1:56.517	28.586	59.914	28.017
10	17:04:53.787	1:54.072	-	-	-
11	17:06:48.543	1:54.756	-	-	-

(137) James Michel Mike

1	16:48:31.412	1:59.686	29.184	1:03.483	27.019
2	16:50:29.557	1:58.145	28.649	1:01.939	27.557
3	16:52:26.308	1:56.751	28.656	1:01.308	26.787
4	16:54:21.041	1:54.733	28.749	59.391	26.593
5	16:56:15.979	1:54.938	27.730	1:00.251	26.957
6	16:58:09.679	1:53.700	28.190	59.119	26.391
7	17:00:03.459	1:53.780	27.691	59.429	26.660
8	17:01:57.813	1:54.354	28.105	59.848	26.401
9	17:03:50.686	1:52.873	27.577	-	-
10	17:05:44.093	1:53.407	-	-	-
11	17:07:38.789	1:54.696	-	-	-
12	17:09:33.240	1:54.451	-	-	-

(43) Rocky

1	16:49:01.404	1:53.933	28.134	59.334	26.465
2	16:50:55.014	1:53.610	27.872	59.303	26.435
3	16:52:52.451	1:57.437	27.800	1:02.932	26.705
4	16:54:49.338	1:56.887	28.561	1:00.603	27.723

(1) Jean Paolo

1	16:49:55.333	2:12.731	34.467	1:08.256	30.008
2	16:52:03.759	2:08.426	32.189	1:07.583	28.654
3	16:54:03.142	1:59.383	29.982	1:01.444	27.957
4	16:56:05.277	2:02.135	32.180	1:02.387	27.568
5	16:58:03.558	1:58.281	30.169	1:01.068	27.044
6	17:00:01.750	1:58.192	29.715	1:00.282	28.195
7	17:01:58.991	1:57.241	29.745	1:00.535	26.961
8	17:03:54.545	1:55.554	29.129	-	-
9	17:05:48.171	1:53.626	-	-	-

(27) Marco Túlio Guimarães

1	16:47:42.488	2:02.789	27.225	1:05.547	30.017
2	16:49:41.267	1:58.779	30.063	1:01.451	27.265
3	16:51:39.890	1:58.623	29.687	1:01.242	27.694
4	16:53:33.783	1:53.893	28.245	58.264	27.384

(10) Pedro Assumpção

1	16:47:52.666	2:00.424	29.937	1:03.707	26.780
2	16:49:48.811	1:56.145	29.102	1:00.385	26.658
3	16:51:50.705	2:01.894	28.508	1:06.054	27.332
4	16:53:45.704	1:54.999	28.839	58.420	27.740
5	16:55:52.729	2:07.025	29.451	1:06.830	30.744
6	16:57:46.946	1:54.217	28.462	58.613	27.142
7	16:59:41.650	1:54.704	29.277	58.744	26.683
8	17:01:38.005	1:56.355	29.154	59.613	27.588
9	17:03:33.386	1:55.381	29.303	-	-

(133) Jose da Cunha

1	16:48:10.951	1:57.056	29.648	1:00.284	27.124
2	16:50:05.233	1:54.282	28.517	58.290	27.475
3	16:52:05.217	1:59.984	28.285	1:02.677	29.022
4	16:54:02.705	1:57.488	29.110	1:01.155	27.223
5	16:55:58.703	1:55.998	29.097	58.726	28.175
6	16:57:55.191	1:56.488	28.243	1:00.921	27.324

CROMOMETRAGEM

DIRETOR DE PROVA

COMISSARIOS

Orbits 4

ACOMPANHE AO VIVO www.cronoelo.com.br

RESULTADO SUJEITO A VERIFICAÇÕES TÉCNICAS E/OU DESPORTIVAS

Printed: 11/03/2013 14:52:41

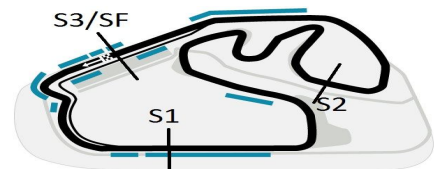


CRONOELO
CROMOMETRAGEM



1ª ETAPA SUPERBIKE SERIES BRASIL 2013

08, 09 e 10 de Março - Interlagos - SP



SUPERBIKE SERIES BRASIL 1a ETAPA 2013

Dainese SuperBike Light

AUT J CARLOS PACE - INTERLAGOS 4,309 Km

2o TREINO CLASSIFICATORIO - DAINESE SBK LIGHT

09/03/2013 13:30

Qualify (30:00 Time)

Lap	Time of Day	Lap Tm	S1 Tm	S2 Tm	S3 Tm
7	16:59:54.421	1:59.230	30.194	1:01.143	27.893

(26) Leandro D. Pereira

1	16:49:57.052	1:57.955	29.199	1:01.532	27.224
2	16:51:55.013	1:57.961	29.488	1:00.503	27.970
3	16:53:49.350	1:54.337	28.800	59.048	26.489
4	16:55:45.755	1:56.405	28.877	1:00.586	26.942
5	16:57:43.986	1:58.231	29.109	1:01.918	27.204
6	16:59:40.853	1:56.867	28.626	1:01.080	27.161
7	17:01:39.353	1:58.500	28.360	1:02.494	27.646
8	17:06:33.220	4:53.867	28.438	-	-
9	17:08:32.546	1:59.326	-	-	-
10	17:10:28.505	1:55.959	-	-	-

(174) Sergio Prates Pereira

1	16:48:00.439	2:02.101	29.594	1:04.108	28.399
2	16:49:58.738	1:58.299	29.177	1:01.332	27.790
3	16:52:04.612	2:05.874	29.750	1:07.279	28.845
4	16:54:03.450	1:58.838	29.398	1:02.059	27.381
5	16:55:59.911	1:56.461	28.917	1:00.346	27.198
6	16:57:55.368	1:55.457	28.543	59.931	26.983
7	16:59:53.418	1:58.050	29.722	1:01.262	27.066
8	17:01:49.014	1:55.596	28.800	59.757	27.039
9	17:03:45.421	1:56.407	28.980	-	-
10	17:05:42.392	1:56.971	-	-	-
11	17:07:38.385	1:55.993	-	-	-
12	17:09:34.000	1:55.615	-	-	-
13	17:11:28.366	1:54.366	-	-	-

(85) Thiago Barbosa Machado

1	16:47:32.929	2:00.115	28.321	1:04.075	27.719
2	16:49:29.656	1:56.727	31.119	58.493	27.115
3	16:51:24.322	1:54.666	29.198	57.906	27.562
4	16:53:22.497	1:58.175	30.611	1:00.112	27.452

(3) Daniel Toloni

1	16:48:37.205	2:02.895	30.106	1:03.998	28.791
2	17:01:36.507	12:59.302	1:45.527	1:01.804	28.036
3	17:03:35.117	1:58.610	30.451	-	-
4	17:05:31.398	1:56.281	-	-	-
5	17:07:26.205	1:54.807	-	-	-
6	17:09:21.263	1:55.058	-	-	-
7	17:11:17.372	1:56.109	-	-	-

(212) Pedro Chernicharo

1	16:47:59.738	2:01.512	30.215	1:03.149	28.148
2	16:49:57.507	1:57.769	28.932	1:01.295	27.542
3	16:51:56.935	1:59.428	29.753	1:02.073	27.602
4	16:53:54.354	1:57.419	29.728	1:00.478	27.213
5	16:55:50.276	1:55.922	28.732	59.982	27.208
6	16:57:45.273	1:54.997	28.452	59.504	27.041
7	16:59:41.335	1:56.062	28.330	1:00.380	27.352
8	17:01:39.289	1:57.954	28.527	59.252	30.175
9	17:03:42.658	2:03.369	33.294	-	-

(28) Marcelo da Cruz

1	16:47:33.044	1:58.666	27.478	1:04.148	27.040
2	16:49:28.108	1:55.064	28.556	1:00.093	26.415
3	16:51:23.378	1:55.270	28.221	59.548	27.501

(71) Jun Sakakibara

1	16:47:41.963	2:02.529	29.124	1:02.805	30.600
2	16:49:43.517	2:01.554	29.897	1:03.503	28.154
3	16:51:52.730	2:09.213	34.649	1:06.732	27.832
4	16:53:48.793	1:56.063	29.196	59.781	27.086
5	16:55:47.376	1:58.583	28.687	1:02.282	27.614

Lap	Time of Day	Lap Tm	S1 Tm	S2 Tm	S3 Tm
6	16:57:43.077	1:55.701	28.009	1:00.156	27.536
7	17:05:14.274	7:31.197	29.183	1:02.533	5:59.481
8	17:07:12.491	1:58.217	-	-	-

(17) Thiago José de Freitas

1	16:49:10.903	1:59.485	30.367	1:01.087	28.031
2	16:51:07.942	1:57.039	29.133	59.936	27.970
3	16:53:05.847	1:57.905	28.848	1:01.535	27.522
4	16:55:02.185	1:56.338	28.651	1:00.054	27.633
5	16:56:59.306	1:57.121	28.996	1:00.096	28.029
6	16:58:56.544	1:57.238	28.719	1:01.468	27.051

(8) Eduardo Gomes Dias

1	16:48:30.560	2:01.480	31.049	1:02.031	28.400
2	16:50:29.394	1:58.834	28.855	1:01.922	28.057
3	16:52:47.064	2:17.670	28.502	1:12.128	37.040
4	16:54:43.419	1:56.355	28.354	1:00.413	27.588
5	16:56:56.431	2:13.012	29.797	1:13.846	29.369
6	16:58:56.737	2:00.306	29.016	1:03.404	27.886
7	17:01:17.731	2:20.994	30.152	1:18.049	32.793

(153) Jose Rodolfo Silverio

1	16:49:40.920	2:00.412	29.372	1:02.977	28.063
2	16:51:55.685	2:14.765	30.160	1:15.445	29.160
3	16:53:56.313	2:00.628	30.423	1:02.226	27.979
4	16:55:54.959	1:58.646	30.088	1:00.971	27.587
5	16:57:52.765	1:57.806	29.126	1:00.943	27.737
6	16:59:51.028	1:58.263	29.497	1:01.420	27.346
7	17:01:48.376	1:57.348	29.284	1:00.760	27.304
8	17:03:44.845	1:56.469	29.052	-	-
9	17:05:41.611	1:56.766	-	-	-
10	17:07:37.809	1:56.198	-	-	-
11	17:09:34.261	1:56.452	-	-	-
12	17:11:31.606	1:57.345	-	-	-
13	17:13:30.537	1:58.931	-	-	-

(12) Fabio Martins

1	16:47:55.879	2:03.892	29.966	1:06.351	27.575
2	16:49:56.197	2:00.318	28.968	1:03.118	28.232
3	16:51:58.426	2:02.229	31.028	1:03.512	27.689
4	16:53:57.629	1:59.203	29.667	1:02.519	27.017
5	16:55:57.566	1:59.937	29.897	1:02.314	27.726
6	16:57:55.382	1:57.816	28.652	1:01.428	27.736
7	16:59:56.350	2:00.968	30.247	1:03.596	27.125
8	17:01:55.186	1:58.836	29.490	1:01.907	27.439
9	17:03:54.046	1:58.860	29.405	-	-
10	17:05:50.538	1:56.492	-	-	-

(42) Luciano Magalhães

1	16:48:37.953	2:07.086	30.546	1:07.323	29.217
2	16:50:38.393	2:00.440	30.283	1:02.371	27.786
3	16:52:36.033	1:57.640	29.055	1:00.140	28.445
4	16:54:38.145	2:02.112	30.370	1:02.921	28.821
5	16:56:41.711	2:03.566	29.944	1:03.786	29.836
6	16:58:43.756	2:02.045	30.068	1:03.081	28.896
7	17:00:42.350	1:58.594	30.355	1:00.344	27.895
8	17:02:40.036	1:57.686	28.997	1:00.988	27.701

(44) Carlos Eduardo Trigo

1	16:48:34.414	2:05.632	31.926	1:05.021	28.685
2	16:50:42.013	2:07.599	29.963	1:09.441	28.195
3	16:52:47.458	2:05.445	30.103	1:06.756	28.586
4	16:54:49.110	2:01.652	29.772	1:03.998	27.882
5	16:56:50.149	2:01.039	29.566	1:04.290	27.183
6	17:02:25.242	5:35.093	32.796	1:09.787	27.738
7	17:04:26.487	2:01.245	-	-	-

CRONOMETRAGEM

DIRETOR DE PROVA

COMISSARIOS

Orbits 4

ACOMPANHE AO VIVO www.cronoelo.com.br

RESULTADO SUJEITO A VERIFICAÇÕES TÉCNICAS E/OU DESPORTIVAS

Printed: 11/03/2013 14:52:41

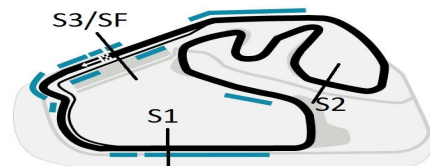


CRONOELO
CRONOMETRAGEM



1ª ETAPA SUPERBIKE SERIES BRASIL 2013

08, 09 e 10 de Março - Interlagos - SP



SUPERBIKE SERIES BRASIL 1a ETAPA 2013

Dainese SuperBike Light

AUT J CARLOS PACE - INTERLAGOS 4,309 Km

2o TREINO CLASSIFICATORIO - DAINESE SBK LIGHT

09/03/2013 13:30

Qualify (30:00 Time)

Lap	Time of Day	Lap Tm	S1 Tm	S2 Tm	S3 Tm
8	17:06:25.512	1:59.025	-	-	-
9	17:08:23.755	1:58.243	-	-	-
10	17:10:32.734	2:08.979	-	-	-

(138) Fabian Bustamante

1	16:49:52.255	2:03.015	30.118	1:04.319	28.578
2	16:51:55.787	2:03.532	29.893	1:04.656	28.983
3	16:53:56.798	2:01.011	30.859	1:02.059	28.093
4	16:55:55.706	1:58.908	29.998	1:01.642	27.268
5	16:57:54.325	1:58.619	29.015	1:01.285	28.319
6	16:59:55.795	2:01.470	29.975	1:03.466	28.029
7	17:01:55.749	1:59.954	29.129	1:03.599	27.226
8	17:03:55.034	1:59.285	29.317	-	-
9	17:05:59.041	2:04.007	-	-	-
10	17:07:58.749	1:59.708	-	-	-

(37) Fabiano Guittis

1	16:51:56.082	1:59.341	30.217	1:01.100	28.024
2	16:53:59.341	2:03.259	31.438	1:03.916	27.905
3	16:55:59.288	1:59.947	29.574	1:01.232	29.141
4	16:58:00.360	2:01.072	29.694	1:04.300	27.078

(511) Márcio Biltoveni

1	16:49:43.311	2:03.200	31.603	1:03.491	28.106
2	16:51:44.401	2:01.090	29.316	1:02.998	28.776
3	16:53:45.576	2:01.175	29.440	1:03.566	28.169
4	16:55:47.270	2:01.694	29.480	1:02.700	29.514
5	16:57:46.717	1:59.447	29.593	1:01.382	28.472

(76) Rogério Mariano Oliveira

1	16:48:26.351	2:08.522	32.315	1:06.462	29.745
2	16:50:32.689	2:06.338	32.020	1:05.243	29.075
3	16:52:40.524	2:07.835	33.301	1:04.838	29.696
4	16:54:42.890	2:02.366	30.684	1:02.756	28.926
5	16:56:46.609	2:03.719	30.853	1:03.714	29.152
6	16:58:47.098	2:00.489	30.647	1:01.587	28.255
7	17:00:50.008	2:02.910	30.111	1:02.436	30.363
8	17:06:18.663	5:28.655	30.177	1:13.135	3:45.343

(696) Joaquin P. da Costa

1	16:48:20.876	2:04.688	30.753	1:03.797	30.138
2	16:50:26.371	2:05.495	30.569	1:03.683	31.243
3	16:52:32.614	2:06.243	30.942	1:05.411	29.890
4	16:54:35.198	2:02.584	30.150	1:02.629	29.805
5	16:56:40.666	2:05.468	30.192	1:03.785	31.491
6	16:58:44.977	2:04.311	30.640	1:03.117	30.554
7	17:00:50.087	2:05.110	30.615	1:03.570	30.925
8	17:02:52.697	2:02.610	30.409	1:02.342	29.859
9	17:04:55.307	2:02.610	-	-	-
10	17:06:55.845	2:00.538	-	-	-

(77) Euclides Pierin Filho

1	16:47:51.637	2:03.479	30.613	1:03.329	29.537
2	16:49:56.193	2:04.556	31.989	1:03.879	28.688
3	16:52:05.950	2:09.757	32.548	1:07.285	29.924
4	16:54:09.796	2:03.846	31.654	1:03.373	28.819
5	16:56:12.077	2:02.281	31.873	1:02.173	28.235
6	17:00:59.005	4:46.928	31.324	1:03.852	29.136
7	17:02:59.680	2:00.675	30.486	1:01.969	28.220

(66) Brendon Fahl

1	16:49:43.753	2:00.846	30.251	1:02.799	27.796
---	--------------	----------	--------	----------	--------

(47) Kenan JR

1	16:48:18.960	2:05.001	31.100	1:05.003	28.898
2	16:50:24.119	2:05.159	30.907	1:04.905	29.347

Lap	Time of Day	Lap Tm	S1 Tm	S2 Tm	S3 Tm
3	16:52:33.018	2:08.899	29.866	1:08.377	30.656
4	16:54:35.419	2:02.401	30.482	1:03.265	28.654
5	16:56:40.249	2:04.830	29.862	1:04.826	30.142
6	16:58:42.715	2:02.466	30.165	1:02.973	29.328

(46) Jose Manoel Garcia

1	16:48:18.267	2:05.380	31.006	1:04.650	29.724
2	16:50:24.109	2:05.842	30.265	1:05.737	29.840
3	16:52:33.677	2:09.568	31.779	1:07.866	29.923
4	16:54:37.935	2:04.258	31.494	1:03.694	29.070
5	16:56:41.173	2:03.238	29.961	1:03.012	30.265

(80) Robson Caetano

1	16:48:11.361	2:06.429	31.323	1:04.293	30.813
2	16:50:16.897	2:05.536	31.444	1:02.676	31.416
3	16:52:24.354	2:07.457	30.767	1:05.299	31.391
4	16:54:30.378	2:06.024	31.895	1:03.288	30.841
5	16:56:34.234	2:03.856	31.089	1:02.460	30.307

(74) Adriano Basso Garcia

1	16:48:18.636	2:05.561	31.458	1:05.201	28.902
2	16:50:26.567	2:07.931	30.818	1:05.132	31.981
3	16:57:14.271	6:47.704	43.055	1:07.902	30.037
4	16:59:21.290	2:07.019	31.687	1:06.232	29.100
5	17:01:35.006	2:13.716	31.713	1:07.034	34.969
6	17:03:42.433	2:07.427	32.158	-	-
7	17:05:47.989	2:05.556	-	-	-

(70) Renato Motta

1	16:49:40.337	2:07.693	31.909	1:06.436	29.348
---	--------------	----------	--------	----------	--------

CRONOMETRAGEM

DIRETOR DE PROVA

COMISSARIOS

Orbits 4

ACOMPANHE AO VIVO www.cronoelo.com.br

RESULTADO SUJEITO A VERIFICAÇÕES TÉCNICAS E/OU DESPORTIVAS

Printed: 11/03/2013 14:52:41



CRONOELO
CRONOMETRAGEM