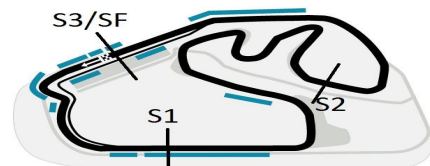




# 1ª ETAPA SUPERBIKE SERIES BRASIL 2013

08, 09 e 10 de Março - Interlagos - SP



## SUPERBIKE SERIES BRASIL 1a ETAPA 2013

Dainese SuperBike Light

AUT J CARLOS PACE - INTERLAGOS 4,309 Km

1o TREINO CLASSIFICATORIO - DAINESE SBK LIGHT

09/03/2013 11:28

Qualify (30:00 Time)

Lap	Time of Day	Lap Tm	S1 Tm	S2 Tm	S3 Tm
<b>(38) Ricardo Negretto</b>					
1	11:33:07.880	1:52.585	28.062	57.922	26.601
2	11:34:59.002	1:51.122	28.257	57.359	25.506
3	11:36:45.869	1:46.867	26.247	55.431	25.189
4	11:38:36.183	1:50.314	26.817	58.151	25.346
5	11:40:40.674	2:04.491	26.539	1:08.029	29.923
6	11:42:34.282	1:53.608	27.286	59.703	26.619
7	11:44:23.111	1:48.829	26.624	57.101	25.104
8	11:54:21.171	9:58.060	27.271	55.141	25.057

<b>(277) Filip Kaseres</b>					
1	11:47:54.201	5:17.254	28.825	58.101	25.337
2	11:49:44.014	1:49.813	26.685	57.906	25.222
3	11:51:32.260	1:48.246	27.241	55.818	25.187
4	11:53:42.792	2:10.532	38.997	1:05.096	26.439
5	11:55:30.472	1:47.680	27.162	55.388	25.130

<b>(48) Rodrigo Punhague</b>					
1	11:35:13.163	2:00.199	30.200	1:02.687	27.312
2	11:37:04.553	1:51.390	27.955	57.682	25.753
3	11:38:57.212	1:52.659	27.919	58.314	26.426
4	11:40:50.040	1:52.828	27.008	58.808	27.012
5	11:42:40.536	1:50.496	27.545	56.771	26.180
6	11:44:31.858	1:51.322	29.196	56.339	25.787
7	11:46:22.693	1:50.835	28.334	56.537	25.964
8	11:48:11.821	1:49.128	27.221	56.503	25.404

<b>(21) Rodrigo Espinha</b>					
1	11:35:10.677	1:53.980	28.310	59.477	26.193
2	11:37:01.225	1:50.548	27.146	57.577	25.825
3	11:38:52.645	1:51.420	27.351	58.387	25.682
4	11:40:43.368	1:50.723	27.130	58.074	25.519
5	11:42:33.166	1:49.798	26.975	57.286	25.537
6	11:44:22.798	1:49.632	27.368	56.809	25.455
7	11:53:58.712	9:35.914	27.366	58.647	26.666

<b>(6) Abner Henrique</b>					
1	11:34:53.141	1:57.796	31.100	59.885	26.811
2	11:36:51.771	1:58.630	28.104	1:04.487	26.039
3	11:42:40.173	5:48.402	27.269	58.876	26.125
4	11:44:30.966	1:50.793	27.661	56.543	26.589
5	11:46:22.316	1:51.350	26.938	57.896	26.516
6	11:48:11.954	1:49.638	27.351	56.456	25.831

<b>(35) Fabio Spina</b>					
1	11:34:09.418	2:03.389	31.842	1:03.052	28.495
2	11:36:10.490	2:01.072	29.619	1:02.649	28.804
3	11:40:52.290	4:41.800	29.333	1:01.618	27.446
4	11:42:47.208	1:54.918	27.940	1:00.368	26.610
5	11:44:39.172	1:51.964	27.291	58.816	25.857
6	11:46:30.119	1:50.947	27.417	57.764	25.766
7	11:48:32.654	2:02.535	27.593	1:06.569	28.373
8	11:50:30.956	1:58.302	27.518	1:03.628	27.156
9	11:52:23.921	1:52.965	27.486	59.115	26.364
10	11:54:13.697	1:49.776	27.563	56.581	25.632

<b>(53) Rodrigo Souza</b>					
1	11:33:18.745	1:51.891	27.203	58.483	26.205
2	11:35:11.196	1:52.451	27.376	59.054	26.021
3	11:37:01.983	1:50.787	27.305	57.700	25.782
4	11:38:53.874	1:51.891	27.202	58.046	26.643
5	11:40:51.040	1:57.166	28.233	1:00.440	28.493
6	11:42:40.832	1:49.792	27.060	57.067	25.665
7	11:44:31.594	1:50.762	27.720	56.848	26.194
8	11:51:14.812	6:43.218	27.216	1:01.082	26.958

9	11:53:07.647	1:52.835	27.038	1:00.185	25.612
10	11:54:57.543	1:49.896	27.441	56.694	25.761

<b>(31) Marco Fiori</b>					
1	11:34:29.920	1:53.579	29.284	58.762	25.533
2	11:36:24.243	1:54.323	27.635	1:01.470	25.218
3	11:38:16.941	1:52.698	27.075	59.772	25.851
4	11:40:08.779	1:51.838	27.585	58.656	25.597
5	11:41:59.077	1:50.298	27.358	57.810	25.130

<b>(123) Brecht Mondragon</b>					
1	11:35:02.122	2:01.383	32.781	1:01.462	27.140
2	11:36:57.425	1:55.303	28.425	59.912	26.966
3	11:38:51.690	1:54.265	28.576	59.062	26.627
4	11:40:46.999	1:55.309	27.826	1:01.068	26.415
5	11:42:40.092	1:53.093	27.926	57.689	27.478
6	11:44:31.522	1:51.430	27.488	57.251	26.691
7	11:46:22.270	1:50.748	27.055	57.383	26.310
8	11:48:12.597	1:50.327	27.731	56.796	25.800
9	11:50:03.520	1:50.923	27.423	57.190	26.310

<b>(137) James Michel</b>					
1	11:33:52.117	1:58.003	29.265	1:00.899	27.839
2	11:35:45.506	1:53.389	28.316	58.933	26.140
3	11:37:38.642	1:53.136	27.721	59.016	26.399
4	11:39:34.566	1:55.924	28.336	1:00.733	26.855
5	11:41:28.948	1:54.382	28.032	59.775	26.575
6	11:43:23.104	1:54.156	28.505	58.598	27.053
7	11:45:17.683	1:54.579	28.437	59.402	26.740
8	11:47:08.359	1:50.676	27.616	57.290	25.770
9	11:52:58.618	5:50.259	31.659	1:01.799	26.719
10	11:54:51.223	1:52.605	27.626	58.807	26.172

<b>(55) Rodrigo Costola</b>					
1	11:33:08.112	1:50.830	28.022	57.056	25.752
2	11:34:59.401	1:51.289	28.461	57.087	25.741
3	11:36:50.113	1:50.712	27.261	56.774	26.677
4	11:38:41.459	1:51.346	26.938	57.337	27.071
5	11:40:39.891	1:58.432	28.168	1:01.117	29.147

<b>(7) Brenno s. Floriano</b>					
1	11:39:58.109	7:01.261	32.101	1:03.549	26.828
2	11:41:51.391	1:53.282	27.622	59.908	25.752
3	11:43:44.792	1:53.401	27.343	1:00.247	25.811
4	11:45:36.573	1:51.781	27.251	58.286	26.244
5	11:47:27.574	1:51.001	28.633	56.368	26.000
6	11:54:38.447	7:10.873	42.310	1:10.358	27.204

<b>(19) Luciano Gomes Pokemon</b>					
1	11:33:26.017	1:53.750	27.375	58.872	27.503
2	11:35:17.842	1:51.825	27.472	57.684	26.669
3	11:37:09.448	1:51.606	27.178	57.372	27.056
4	11:39:00.854	1:51.406	27.088	57.920	26.398
5	11:40:56.161	1:55.307	27.956	1:00.224	27.127
6	11:48:19.472	7:23.311	28.022	1:00.465	27.262

<b>(43) Anderson Pregnotato</b>					
1	11:35:50.448	1:56.288	28.916	1:00.355	27.017
2	11:37:41.864	1:51.416	27.665	57.974	25.777
3	11:39:36.202	1:54.338	27.815	59.988	26.535
4	11:41:29.784	1:53.582	27.911	59.599	26.072

<b>(177) Marcelo Mellão Skaf</b>					
1	11:34:27.427	2:18.598	32.333	1:11.959	34.306
2	11:36:42.080	2:14.653	29.034	1:17.845	27.774
3	11:38:37.771	1:55.691	28.493	1:00.037	27.161

CRONOMETRAGEM

DIRETOR DE PROVA

COMISSARIOS

Orbits 4

ACOMPANHE AO VIVO [www.cronoelo.com.br](http://www.cronoelo.com.br)

RESULTADO SUJEITO A VERIFICAÇÕES TÉCNICAS E/OU DESPORTIVAS

Printed: 09/03/2013 12:41:27

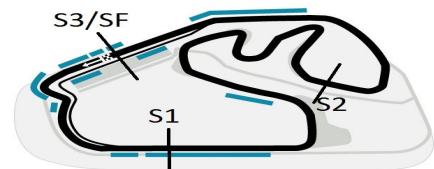


CRONOELO  
CRONOMETRAGEM



# 1ª ETAPA SUPERBIKE SERIES BRASIL 2013

08, 09 e 10 de Março - Interlagos - SP



## SUPERBIKE SERIES BRASIL 1a ETAPA 2013

Dainese SuperBike Light

AUT J CARLOS PACE - INTERLAGOS 4,309 Km

1o TREINO CLASSIFICATORIO - DAINESE SBK LIGHT

09/03/2013 11:28

Qualify (30:00 Time)

Lap	Time of Day	Lap Tm	S1 Tm	S2 Tm	S3 Tm
4	11:40:31.337	<b>1:53.566</b>	28.291	58.610	26.665
5	11:42:27.070	<b>1:55.733</b>	28.717	1:00.737	26.279
6	11:44:19.046	<b>1:51.976</b>	27.813	57.712	26.451
7	11:46:10.494	<b>1:51.448</b>	27.853	57.522	26.073

(18) Augusto Figueredo

1	11:39:13.133	<b>6:19.261</b>	28.691	1:03.168	26.313
2	11:41:07.348	<b>1:54.215</b>	27.776	1:00.221	26.218
3	11:43:01.086	<b>1:53.738</b>	27.923	59.771	26.044
4	11:44:53.333	<b>1:52.247</b>	27.519	58.367	26.361
5	11:46:44.889	<b>1:51.556</b>	27.592	58.174	25.790
6	11:48:36.394	<b>1:51.505</b>	27.630	58.156	25.719
7	11:50:31.244	<b>1:54.850</b>	27.317	1:00.351	27.182

(10) Pedro Assumpção

1	11:36:00.902	<b>1:54.342</b>	28.954	58.306	27.082
2	11:37:58.769	<b>1:57.867</b>	29.123	1:01.709	27.035
3	11:39:53.930	<b>1:55.161</b>	28.414	59.229	27.518
4	11:41:49.903	<b>1:55.973</b>	28.682	1:00.552	26.739
5	11:43:44.216	<b>1:54.313</b>	28.533	59.137	26.643
6	11:45:37.446	<b>1:53.230</b>	28.228	58.160	26.842
7	11:47:29.038	<b>1:51.592</b>	28.227	57.063	26.302
8	11:49:27.393	<b>1:58.355</b>	27.963	1:03.866	26.526
9	11:51:20.193	<b>1:52.800</b>	28.086	57.650	27.064

(69) Yrio Azevedo

1	11:34:17.976	<b>1:58.989</b>	28.334	1:03.449	27.206
2	11:36:13.142	<b>1:55.166</b>	28.226	1:00.497	26.443
3	11:38:09.157	<b>1:56.015</b>	28.154	1:00.237	27.624
4	11:40:02.373	<b>1:53.216</b>	27.458	59.104	26.654
5	11:41:55.415	<b>1:53.042</b>	27.622	59.201	26.219
6	11:43:47.140	<b>1:51.725</b>	27.571	57.532	26.622

(9) Flaudemir

1	11:34:16.962	<b>2:03.296</b>	29.995	1:05.918	27.383
2	11:36:10.827	<b>1:53.865</b>	28.677	58.800	26.388
3	11:38:04.515	<b>1:53.688</b>	28.442	58.655	26.591
4	11:39:58.585	<b>1:54.070</b>	28.101	58.848	27.121
5	11:41:53.374	<b>1:54.789</b>	28.000	1:00.120	26.669
6	11:43:46.846	<b>1:53.472</b>	27.947	58.272	27.253
7	11:45:38.858	<b>1:52.012</b>	27.986	57.746	26.280
8	11:47:31.433	<b>1:52.575</b>	28.239	57.956	26.380
9	11:49:26.122	<b>1:54.689</b>	27.873	59.942	26.874
10	11:51:19.983	<b>1:53.861</b>	28.159	58.688	27.014

(3) Daniel Toloni

1	11:38:22.055	<b>6:19.238</b>	31.547	1:01.846	26.684
2	11:40:22.958	<b>2:00.903</b>	29.235	1:04.467	27.201
3	11:45:53.248	<b>5:30.290</b>	28.816	1:00.802	27.213
4	11:47:49.008	<b>1:55.760</b>	30.096	59.324	26.340
5	11:49:51.425	<b>2:02.417</b>	29.338	1:06.447	26.632
6	11:51:45.835	<b>1:54.410</b>	28.515	59.179	26.716
7	11:53:42.654	<b>1:56.819</b>	28.500	1:01.171	27.148
8	11:55:35.609	<b>1:52.955</b>	28.353	58.124	26.478

(78) Marcelo de Souza

1	11:34:31.833	<b>2:02.078</b>	30.918	1:03.484	27.676
2	11:36:31.565	<b>1:59.732</b>	29.092	1:02.495	28.145
3	11:38:27.848	<b>1:56.283</b>	28.209	1:01.132	26.942
4	11:40:24.100	<b>1:56.252</b>	28.318	1:01.562	26.372
5	11:42:18.617	<b>1:54.517</b>	28.457	59.805	26.255
6	11:44:12.378	<b>1:53.761</b>	28.590	58.912	26.259
7	11:46:05.439	<b>1:53.061</b>	27.664	58.840	26.557
8	11:52:23.455	<b>6:18.016</b>	28.687	1:01.684	27.016
9	11:54:16.875	<b>1:53.420</b>	28.821	58.382	26.217

Lap	Time of Day	Lap Tm	S1 Tm	S2 Tm	S3 Tm
<b>(4) Luciano Fernandes</b>					
1	11:35:04.272	<b>1:59.404</b>	30.248	1:01.810	27.346
2	11:36:58.694	<b>1:54.422</b>	28.477	59.259	26.686
3	11:38:53.975	<b>1:55.281</b>	28.528	59.624	27.129
4	11:40:51.311	<b>1:57.336</b>	28.357	1:01.346	27.633
5	11:42:47.145	<b>1:55.834</b>	27.923	1:00.876	27.035
6	11:44:40.861	<b>1:53.716</b>	28.082	59.210	26.424
7	11:46:35.122	<b>1:54.261</b>	28.160	58.856	27.245
8	11:48:28.752	<b>1:53.630</b>	28.440	58.357	26.833
9	11:50:22.964	<b>1:54.212</b>	28.505	59.054	26.653
10	11:52:18.114	<b>1:55.150</b>	28.184	59.956	27.010
11	11:54:12.500	<b>1:54.386</b>	28.229	58.805	27.352

(11) Carlos Quintas

1	11:33:25.955	<b>1:58.862</b>	29.756	1:01.474	27.632
2	11:35:21.941	<b>1:55.986</b>	29.168	1:00.248	26.570
3	11:40:20.753	<b>4:58.812</b>	1:01.303	1:02.793	27.296
4	11:42:16.837	<b>1:56.084</b>	29.052	59.722	27.310
5	11:44:11.743	<b>1:54.906</b>	29.114	58.797	26.995
6	11:46:05.617	<b>1:53.874</b>	28.659	58.936	26.279
7	11:47:59.267	<b>1:53.650</b>	28.629	58.198	26.823
8	11:49:53.333	<b>1:54.066</b>	28.525	58.772	26.769

(1) Jean Paolo

1	11:35:54.201	<b>2:02.417</b>	30.845	1:03.779	27.793
2	11:37:52.012	<b>1:57.811</b>	29.403	1:00.604	27.804
3	11:39:53.174	<b>2:01.162</b>	29.590	1:04.288	27.284
4	11:41:48.858	<b>1:55.684</b>	28.925	1:00.035	26.724
5	11:43:43.232	<b>1:54.374</b>	28.464	59.335	26.575
6	11:45:43.674	<b>2:00.442</b>	28.532	58.317	33.593
7	11:47:40.665	<b>1:56.991</b>	29.140	1:01.466	26.385
8	11:49:35.589	<b>1:54.924</b>	29.317	59.080	26.527
9	11:51:30.061	<b>1:54.472</b>	28.667	59.220	26.585
10	11:53:23.821	<b>1:53.760</b>	28.143	58.812	26.805

(27) Marco Túlio Guimarães

1	11:33:37.063	<b>1:55.833</b>	28.685	59.876	27.272
2	11:35:32.371	<b>1:55.308</b>	28.747	59.635	26.926
3	11:37:28.726	<b>1:56.355</b>	28.592	1:00.200	27.563
4	11:39:28.400	<b>1:59.674</b>	29.554	1:03.482	26.638
5	11:41:22.370	<b>1:53.970</b>	28.047	58.527	27.396

(174) Sergio Prates Pereira

1	11:34:04.001	<b>2:00.035</b>	30.195	1:02.254	27.586
2	11:36:00.617	<b>1:56.616</b>	28.450	1:00.629	27.537
3	11:37:56.691	<b>1:56.074</b>	29.194	1:00.363	26.517
4	11:39:53.573	<b>1:56.882</b>	27.937	1:01.566	27.379
5	11:41:49.533	<b>1:55.960</b>	28.819	1:00.556	26.585
6	11:43:46.687	<b>1:57.154</b>	28.597	1:01.278	27.279
7	11:45:40.709	<b>1:54.022</b>	28.377	59.123	26.522
8	11:47:37.199	<b>1:56.490</b>	29.422	1:00.244	26.824
9	11:49:33.074	<b>1:55.875</b>	28.318	1:00.682	26.875
10	11:51:27.852	<b>1:54.778</b>	28.957	59.514	26.307
11	11:53:21.835	<b>1:53.983</b>	28.336	59.144	26.503
12	11:55:16.080	<b>1:54.245</b>	28.131	59.084	27.030

(212) Pedro Chernicharo

1	11:33:30.124	<b>2:00.174</b>	29.528	1:01.525	29.121
2	11:35:29.461	<b>1:59.337</b>	29.698	1:01.648	27.991
3	11:37:27.196	<b>1:57.735</b>	29.356	1:00.681	27.698
4	11:39:28.235	<b>2:01.039</b>	29.603	1:03.461	27.975
5	11:41:26.532	<b>1:58.297</b>	29.069	1:01.281	27.947
6	11:43:23.326	<b>1:56.794</b>	29.347	59.746	27.701
7	11:45:19.877	<b>1:56.551</b>	29.119	1:00.262	27.170
8	11:47:17.345	<b>1:57.468</b>	30.514	59.888	27.066
9	11:49:13.235	<b>1:55.890</b>	29.163	59.323	27.404

CRONOMETRAGEM

DIRETOR DE PROVA

COMISSARIOS

Orbits 4

ACOMPANHE AO VIVO [www.cronoelo.com.br](http://www.cronoelo.com.br)

RESULTADO SUJEITO A VERIFICAÇÕES TÉCNICAS E/OU DESPORTIVAS

Printed: 09/03/2013 12:41:27

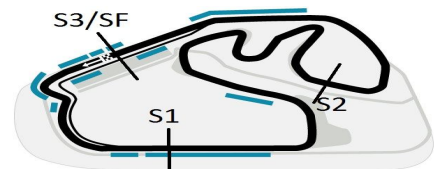


CRONOELO  
CRONOMETRAGEM



# 1ª ETAPA SUPERBIKE SERIES BRASIL 2013

08, 09 e 10 de Março - Interlagos - SP



## SUPERBIKE SERIES BRASIL 1a ETAPA 2013

Dainese SuperBike Light

AUT J CARLOS PACE - INTERLAGOS 4,309 Km

1o TREINO CLASSIFICATORIO - DAINESE SBK LIGHT

09/03/2013 11:28

Qualify (30:00 Time)

Lap	Time of Day	Lap Tm	S1 Tm	S2 Tm	S3 Tm
10	11:51:09.076	<b>1:55.841</b>	28.827	59.190	27.824
11	11:53:03.600	<b>1:54.524</b>	28.725	58.755	27.044
12	11:54:58.157	<b>1:54.557</b>	28.729	58.807	27.021

(85) Thiago Barbosa Machado

1	11:34:31.568	<b>2:00.498</b>	30.106	1:03.547	26.845
2	11:36:30.505	<b>1:58.937</b>	28.387	1:03.220	27.330
3	11:38:28.389	<b>1:57.884</b>	28.717	1:01.497	27.670
4	11:40:30.025	<b>2:01.636</b>	28.635	1:04.749	28.252
5	11:42:29.511	<b>1:59.486</b>	29.467	1:02.088	27.931
6	11:53:10.716	<b>10:41.205</b>	28.754	1:01.908	26.633
7	11:55:05.253	<b>1:54.537</b>	28.309	58.905	27.323

(71) Jun Sakakibara

1	11:34:21.407	<b>2:07.979</b>	29.942	1:08.755	29.282
2	11:36:21.549	<b>2:00.142</b>	31.054	1:01.791	27.297
3	11:38:18.867	<b>1:57.318</b>	28.712	1:00.695	27.911
4	11:40:18.411	<b>1:59.544</b>	28.556	1:02.730	28.258
5	11:42:15.345	<b>1:56.934</b>	28.463	1:01.011	27.460
6	11:44:11.248	<b>1:55.903</b>	28.615	59.594	27.694
7	11:46:07.778	<b>1:56.530</b>	28.402	1:00.991	27.137
8	11:48:03.362	<b>1:55.584</b>	28.526	59.959	27.099
9	11:49:58.167	<b>1:54.805</b>	28.034	59.586	27.185
10	11:51:53.041	<b>1:54.874</b>	28.483	59.666	26.725

(8) Eduardo Gomes Dias

1	11:36:18.102	<b>2:02.559</b>	31.170	1:02.942	28.447
2	11:38:15.193	<b>1:57.091</b>	29.147	59.892	28.052
3	11:44:43.302	<b>6:28.109</b>	28.554	1:03.306	28.026
4	11:46:38.895	<b>1:55.593</b>	29.174	58.986	27.433
5	11:48:34.202	<b>1:55.307</b>	28.418	59.654	27.235
6	11:50:30.780	<b>1:56.578</b>	28.116	1:01.045	27.417
7	11:52:26.906	<b>1:56.126</b>	28.514	1:00.076	27.536
8	11:54:21.762	<b>1:54.856</b>	28.360	59.315	27.181

(37) Fabiano Guittis

1	11:34:54.162	<b>1:58.122</b>	31.388	1:00.169	26.565
2	11:36:51.637	<b>1:57.475</b>	28.803	1:00.205	28.467
3	11:38:46.710	<b>1:55.073</b>	28.867	59.491	26.715
4	11:45:53.021	<b>7:06.311</b>	29.695	1:04.752	28.104
5	11:47:50.496	<b>1:57.475</b>	31.239	59.830	26.406

(70) Renato Motta

1	11:34:58.699	<b>2:02.213</b>	31.036	1:03.528	27.649
2	11:36:57.247	<b>1:58.548</b>	28.762	1:02.087	27.699
3	11:38:59.798	<b>2:02.551</b>	31.639	1:03.228	27.684
4	11:40:58.775	<b>1:58.977</b>	28.801	1:02.437	27.739
5	11:42:56.075	<b>1:57.300</b>	28.409	1:01.801	27.090
6	11:44:53.375	<b>1:57.300</b>	28.465	1:01.290	27.545
7	11:46:54.104	<b>2:00.729</b>	29.064	1:03.828	27.837
8	11:48:51.379	<b>1:57.275</b>	28.621	1:01.515	27.139
9	11:50:47.170	<b>1:55.791</b>	28.502	1:00.390	26.899
10	11:52:43.675	<b>1:56.505</b>	27.960	1:01.171	27.374

(153) Jose Rodolfo Silverio

1	11:34:17.835	<b>2:06.862</b>	30.968	1:07.480	28.414
2	11:36:18.651	<b>2:00.816</b>	29.883	1:02.758	28.175
3	11:41:22.185	<b>5:03.534</b>	29.544	1:01.394	27.986
4	11:43:21.748	<b>1:59.563</b>	28.977	1:02.164	28.422
5	11:45:20.637	<b>1:58.889</b>	29.500	1:02.360	27.029
6	11:47:22.250	<b>2:01.613</b>	30.203	1:03.105	28.305
7	11:49:18.280	<b>1:56.030</b>	28.442	1:00.187	27.401
8	11:51:14.814	<b>1:56.534</b>	29.138	1:00.225	27.171
9	11:53:14.173	<b>1:59.359</b>	29.053	1:01.095	29.211
10	11:55:12.212	<b>1:58.039</b>	29.130	1:01.636	27.273

Lap	Time of Day	Lap Tm	S1 Tm	S2 Tm	S3 Tm
<b>(42) Luciano Magalhães</b>					
1	11:35:13.181	<b>2:02.429</b>	30.931	1:03.879	27.619
2	11:37:09.905	<b>1:56.724</b>	28.403	1:00.646	27.675
3	11:42:28.771	<b>5:18.866</b>	28.518	1:02.991	27.539
4	11:44:25.121	<b>1:56.350</b>	28.367	1:00.717	27.266
5	11:46:24.347	<b>1:59.226</b>	29.552	1:00.915	28.759
6	11:48:21.648	<b>1:57.301</b>	28.883	1:00.973	27.445
7	11:50:18.137	<b>1:56.489</b>	28.986	59.826	27.677
8	11:52:14.305	<b>1:56.168</b>	28.725	1:00.414	27.029

(28) Marcelo da Cruz

1	11:33:36.863	<b>2:00.142</b>	29.206	1:02.848	28.088
2	11:35:35.603	<b>1:58.740</b>	29.434	1:01.634	27.672
3	11:37:35.838	<b>2:00.235</b>	28.764	1:03.466	28.005
4	11:39:36.105	<b>2:00.267</b>	28.515	1:04.635	27.117
5	11:41:34.938	<b>1:58.833</b>	30.255	1:01.283	27.295
6	11:43:32.474	<b>1:57.536</b>	28.708	1:02.015	26.813
7	11:45:32.022	<b>1:59.548</b>	28.750	1:03.406	27.392
8	11:47:28.311	<b>1:56.289</b>	27.944	1:01.058	27.287

(12) Fabio Martins

1	11:34:21.766	<b>2:07.835</b>	31.231	1:07.738	28.866
2	11:36:24.640	<b>2:02.874</b>	31.368	1:03.704	27.802
3	11:38:26.406	<b>2:01.766</b>	29.632	1:04.094	28.040
4	11:40:29.023	<b>2:02.617</b>	29.991	1:04.755	27.871
5	11:42:31.019	<b>2:01.996</b>	30.733	1:03.693	27.570
6	11:44:31.221	<b>2:00.202</b>	29.985	1:02.440	27.777
7	11:46:30.143	<b>1:58.922</b>	29.351	1:02.138	27.433
8	11:48:28.487	<b>1:58.344</b>	29.017	1:01.821	27.506
9	11:50:26.905	<b>1:58.418</b>	29.340	1:01.843	27.235
10	11:52:24.549	<b>1:57.644</b>	28.830	1:01.579	27.235
11	11:54:20.848	<b>1:56.299</b>	28.626	1:00.713	26.960

(17) Thiago José de Freitas

1	11:35:06.655	<b>2:00.330</b>	30.335	1:01.631	28.364
2	11:37:03.746	<b>1:57.091</b>	29.138	1:00.771	27.182

(81) Alexandre Euzebio

1	11:34:44.703	<b>2:08.602</b>	31.812	1:07.946	28.844
2	11:36:43.514	<b>1:58.811</b>	29.757	1:01.924	27.130
3	11:38:40.961	<b>1:57.447</b>	29.437	59.782	28.228
4	11:40:48.699	<b>2:07.738</b>	31.395	1:08.083	28.260
5	11:42:47.610	<b>1:58.911</b>	28.963	1:02.130	27.818
6	11:44:45.747	<b>1:58.137</b>	28.791	1:01.742	27.604
7	11:46:54.680	<b>2:08.933</b>	34.853	1:04.761	29.319
8	11:49:06.604	<b>2:11.924</b>	35.022	1:06.974	29.928
9	11:51:09.443	<b>2:02.839</b>	30.669	1:03.780	28.390

(138) Fabian Bustamente

1	11:35:23.097	<b>2:05.335</b>	31.314	1:05.635	28.386
2	11:37:25.725	<b>2:02.628</b>	30.618	1:03.889	28.121
3	11:39:27.453	<b>2:01.728</b>	29.838	1:04.361	27.529
4	11:41:27.497	<b>2:00.044</b>	28.872	1:02.851	28.321
5	11:43:28.789	<b>2:01.292</b>	29.936	1:01.179	30.177
6	11:45:26.506	<b>1:57.717</b>	28.734	1:01.096	27.887
7	11:47:24.097	<b>1:57.591</b>	28.948	1:00.800	27.843
8	11:55:09.156	<b>7:45.059</b>	29.978	1:26.301	46.520

(133) Jose da Cunha

1	11:34:09.828	<b>2:03.543</b>	31.983	1:02.889	28.671
2	11:36:10.723	<b>2:00.895</b>	29.536	1:02.621	28.738
3	11:38:10.401	<b>1:59.678</b>	29.960	1:00.450	29.268
4	11:40:12.922	<b>2:02.521</b>	28.598	1:06.455	27.468
5	11:42:11.453	<b>1:58.531</b>	29.179	1:01.671	27.681
6	11:47:56.678	<b>5:45.225</b>	29.098	1:01.641	27.146

CRONOMETRAGEM

DIRETOR DE PROVA

COMISSARIOS

Orbits 4

ACOMPANHE AO VIVO [www.cronoelo.com.br](http://www.cronoelo.com.br)

RESULTADO SUJEITO A VERIFICAÇÕES TÉCNICAS E/OU DESPORTIVAS

Printed: 09/03/2013 12:41:27

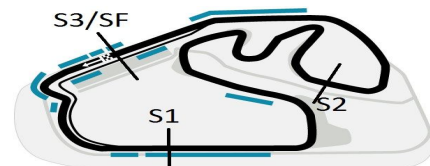


CRONOELO  
CRONOMETRAGEM



# 1ª ETAPA SUPERBIKE SERIES BRASIL 2013

08, 09 e 10 de Março - Interlagos - SP



## SUPERBIKE SERIES BRASIL 1a ETAPA 2013

Dainese SuperBike Light

AUT J CARLOS PACE - INTERLAGOS 4,309 Km

1o TREINO CLASSIFICATORIO - DAINESE SBK LIGHT

09/03/2013 11:28

Qualify (30:00 Time)

Lap	Time of Day	Lap Tm	S1 Tm	S2 Tm	S3 Tm
<b>(66) Brendon Fahl</b>					
1	11:36:00.298	<b>2:01.279</b>	30.409	1:03.140	27.730
2	11:37:59.324	<b>1:59.026</b>	29.434	1:02.392	27.200
3	11:39:59.157	<b>1:59.833</b>	28.854	1:03.853	27.126
4	11:41:58.106	<b>1:58.949</b>	28.616	1:03.418	26.915
5	11:43:57.490	<b>1:59.384</b>	29.197	1:02.822	27.365

<b>(32) Cristiane Trentim</b>					
1	11:40:48.889	<b>6:56.843</b>	30.172	1:05.798	27.197
2	11:42:48.176	<b>1:59.287</b>	29.399	1:02.937	26.951
3	11:44:48.168	<b>1:59.992</b>	29.167	1:03.539	27.286

<b>(77) Euclides Pierin Filho</b>					
1	11:33:23.305	<b>2:05.877</b>	31.551	1:05.637	28.689
2	11:35:25.152	<b>2:01.847</b>	30.871	1:02.904	28.072
3	11:37:26.661	<b>2:01.509</b>	30.681	1:02.397	28.431
4	11:39:35.936	<b>2:09.275</b>	32.142	1:08.291	28.842
5	11:41:38.017	<b>2:02.081</b>	31.097	1:03.192	27.792
6	11:50:30.966	<b>8:52.949</b>	34.021	1:06.243	28.210
7	11:52:30.640	<b>1:59.674</b>	29.910	1:02.212	27.552
8	11:54:31.837	<b>2:01.197</b>	31.073	1:02.646	27.478

<b>(46) Jose Manoel Garcia</b>					
1	11:34:05.915	<b>2:10.118</b>	31.728	1:08.788	29.602
2	11:36:10.651	<b>2:04.736</b>	30.916	1:04.595	29.225
3	11:38:12.975	<b>2:02.324</b>	31.134	1:03.056	28.134
4	11:40:16.450	<b>2:03.475</b>	30.521	1:04.602	28.352
5	11:42:18.742	<b>2:02.292</b>	30.144	1:02.857	29.291
6	11:51:50.833	<b>9:32.091</b>	29.705	1:04.580	28.683
7	11:53:50.954	<b>2:00.121</b>	29.314	1:02.764	28.043

<b>(696) Joaquin P. da Costa</b>					
1	11:43:25.793	<b>2:11.315</b>	32.224	1:06.441	32.650
2	11:45:34.415	<b>2:08.622</b>	32.072	1:05.752	30.798
3	11:47:39.906	<b>2:05.491</b>	31.605	1:04.136	29.750
4	11:49:43.145	<b>2:03.239</b>	30.704	1:03.236	29.299
5	11:51:44.322	<b>2:01.177</b>	29.508	1:02.950	28.719
6	11:53:45.959	<b>2:01.637</b>	29.916	1:03.504	28.217
7	11:55:46.718	<b>2:00.759</b>	30.075	1:01.754	28.930

<b>(511) Márcio Biltoveni</b>					
1	11:35:18.502	<b>2:07.906</b>	30.882	1:07.528	29.496
2	11:37:22.576	<b>2:04.074</b>	29.884	1:05.262	28.928
3	11:39:26.261	<b>2:03.685</b>	30.020	1:05.527	28.138
4	11:41:27.263	<b>2:01.002</b>	29.500	1:02.518	28.984
5	11:43:31.600	<b>2:04.337</b>	31.593	1:04.395	28.349
6	11:50:52.626	<b>7:21.026</b>	29.235	1:06.978	29.580
7	11:52:54.655	<b>2:02.029</b>	29.292	1:03.796	28.941
8	11:54:55.601	<b>2:00.946</b>	29.314	1:02.531	29.101

<b>(93) Ghassan Dreibi</b>					
1	11:42:41.273	<b>2:13.244</b>	32.371	1:09.779	31.094
2	11:44:50.015	<b>2:08.742</b>	31.736	1:07.535	29.471
3	11:46:57.122	<b>2:07.107</b>	31.715	1:06.516	28.876
4	11:49:00.347	<b>2:03.225</b>	30.774	1:04.219	28.232
5	11:51:02.761	<b>2:02.414</b>	30.150	1:04.010	28.254
6	11:53:04.450	<b>2:01.689</b>	30.092	1:03.508	28.089

<b>(76) Rogério Mariano Oliveira</b>					
1	11:34:21.928	<b>2:16.356</b>	35.104	1:08.699	32.553
2	11:36:34.197	<b>2:12.269</b>	33.425	1:07.728	31.116
3	11:38:41.577	<b>2:07.380</b>	31.867	1:05.515	29.998
4	11:40:52.806	<b>2:11.229</b>	31.740	1:08.579	30.910
5	11:48:29.867	<b>7:37.061</b>	32.645	1:08.191	29.848
6	11:50:35.910	<b>2:06.043</b>	31.264	1:05.613	29.166
7	11:52:37.943	<b>2:02.033</b>	30.644	1:02.922	28.467

Lap	Time of Day	Lap Tm	S1 Tm	S2 Tm	S3 Tm
8	11:54:41.174	<b>2:03.231</b>	30.787	1:03.468	28.976

<b>(74) Adriano Basso Garcia</b>					
1	11:34:45.518	<b>2:10.378</b>	32.311	1:09.180	28.887
2	11:36:51.883	<b>2:06.365</b>	31.092	1:06.319	28.954
3	11:38:59.174	<b>2:07.291</b>	31.239	1:06.815	29.237
4	11:41:07.318	<b>2:08.144</b>	31.802	1:07.462	28.880
5	11:43:13.819	<b>2:06.501</b>	31.339	1:05.877	29.285
6	11:45:19.404	<b>2:05.585</b>	30.742	1:05.839	29.004
7	11:47:24.024	<b>2:04.620</b>	31.137	1:05.202	28.281
8	11:49:30.772	<b>2:06.748</b>	30.800	1:07.752	28.196
9	11:51:34.732	<b>2:03.960</b>	31.188	1:04.982	27.790

<b>(80) Robson Caetano</b>					
1	11:33:53.820	<b>2:11.564</b>	32.696	1:07.760	31.108
2	11:35:58.768	<b>2:04.948</b>	31.048	1:03.862	30.038
3	11:38:05.270	<b>2:06.502</b>	30.743	1:05.032	30.727
4	11:40:10.204	<b>2:04.934</b>	31.215	1:03.153	30.566
5	11:42:15.626	<b>2:05.422</b>	31.084	1:03.995	30.343
6	11:44:19.909	<b>2:04.283</b>	30.654	1:02.769	30.860

<b>(44) Carlos Eduardo Trigo</b>					
1	11:34:20.546	<b>2:10.085</b>	32.186	1:08.710	29.189
2	11:40:58.789	<b>6:38.243</b>	31.541	1:11.904	29.854
3	11:43:08.775	<b>2:09.986</b>	32.015	1:09.490	28.481
4	11:45:15.452	<b>2:06.677</b>	31.326	1:07.453	27.898
5	11:47:22.090	<b>2:06.638</b>	31.103	1:07.086	28.449
6	11:49:28.580	<b>2:06.490</b>	30.952	1:06.934	28.604
7	11:51:38.370	<b>2:09.790</b>	32.987	1:08.059	28.744
8	11:53:46.999	<b>2:08.629</b>	30.527	1:09.432	28.670
9	11:55:52.315	<b>2:05.316</b>	31.425	1:06.335	27.556

<b>(26) Leandro D. Pereira</b>					
1	11:45:36.084	<b>2:18.999</b>	35.385	1:13.992	29.622
2	11:47:47.039	<b>2:10.955</b>	35.467	1:07.280	28.208
3	11:54:57.857	<b>7:10.818</b>	31.091	1:04.215	28.072

CRONOMETRAGEM

DIRETOR DE PROVA

COMISSARIOS

Orbits 4

ACOMPANHE AO VIVO [www.cronoelo.com.br](http://www.cronoelo.com.br)

RESULTADO SUJEITO A VERIFICAÇÕES TÉCNICAS E/OU DESPORTIVAS

Printed: 09/03/2013 12:41:27



CRONOELO  
CRONOMETRAGEM