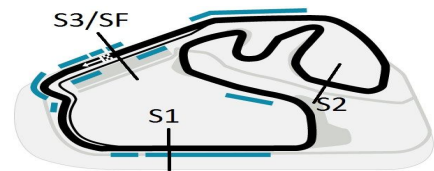




1ª ETAPA SUPERBIKE SERIES BRASIL 2013

08, 09 e 10 de Março - Interlagos - SP



SUPERBIKE SERIES BRASIL 1a ETAPA 2013

Dainese SuperBike Light

AUT J CARLOS PACE - INTERLAGOS 4,309 Km

PROVA - DAINESE SBK LIGHT

10/03/2013 14:50

Race (12 Laps)

Lap Time of Day Lap Tm S1 Tm S2 Tm S3 Tm

(53) Rodrigo Souza

1	14:59:39.630	1:55.492	31.666	57.783	26.043
2	15:01:28.121	1:48.491	26.674	56.387	25.430
3	15:03:16.382	1:48.261	26.560	56.328	25.373
4	15:05:04.760	1:48.378	26.768	56.410	25.200
5	15:06:52.610	1:47.850	26.612	55.941	25.297
6	15:08:39.949	1:47.339	26.513	55.470	25.356
7	15:10:27.741	1:47.792	26.360	55.811	25.621
8	15:12:15.215	1:47.474	26.359	55.878	25.237
9	15:14:05.666	1:50.451	30.241	54.873	25.337
10	15:15:54.505	1:48.839	27.107	56.356	25.376
11	15:17:41.962	1:47.457	26.514	55.566	25.377
12	15:19:30.989	1:49.027	26.288	57.506	25.233

(48) Rodrigo Punhague

1	14:59:37.386	1:53.748	31.477	56.782	25.489
2	15:01:24.726	1:47.340	26.259	55.732	25.349
3	15:03:12.417	1:47.691	26.458	55.430	25.803
4	15:05:00.371	1:47.954	26.686	55.767	25.501
5	15:06:48.748	1:48.377	26.965	55.677	25.735
6	15:08:37.078	1:48.330	26.811	56.112	25.407
7	15:10:25.242	1:48.164	26.699	55.955	25.510
8	15:12:15.044	1:49.802	27.832	56.259	25.711
9	15:14:04.278	1:49.234	26.524	56.489	26.221
10	15:15:56.329	1:52.051	27.020	58.054	26.977
11	15:17:47.316	1:50.987	27.182	57.703	26.102
12	15:19:38.305	1:50.989	27.400	57.452	26.137

(35) Fabio Spina

1	14:59:35.061	1:51.915	30.041	56.404	25.470
2	15:01:23.371	1:48.310	26.860	56.234	25.216
3	15:03:11.973	1:48.602	26.820	56.002	25.780
4	15:05:01.966	1:49.993	27.823	56.687	25.483
5	15:06:50.679	1:48.713	26.871	56.506	25.336
6	15:08:41.027	1:50.348	28.824	56.056	25.468
7	15:10:31.116	1:50.089	26.814	56.391	26.884
8	15:12:21.220	1:50.104	27.111	57.366	25.627
9	15:14:10.958	1:49.738	27.360	56.549	25.829
10	15:16:00.129	1:49.171	26.574	56.429	26.168
11	15:17:50.269	1:50.140	27.498	57.328	25.314
12	15:19:39.082	1:48.813	26.796	56.228	25.789

(137) James Michel Mike

1	14:59:39.771	1:55.678	31.318	57.990	26.370
2	15:01:30.151	1:50.380	27.028	57.377	25.975
3	15:03:20.620	1:50.469	27.175	57.717	25.577
4	15:05:10.562	1:49.942	27.059	56.694	26.189
5	15:07:01.295	1:50.733	27.865	57.132	25.736
6	15:08:50.539	1:49.244	27.213	56.569	25.462
7	15:10:39.160	1:48.621	26.619	56.641	25.361
8	15:12:28.541	1:49.381	26.792	56.774	25.815
9	15:14:17.080	1:48.539	26.794	56.650	25.095
10	15:16:05.672	1:48.592	26.296	56.701	25.595
11	15:17:55.059	1:49.387	26.939	57.076	25.372
12	15:19:42.597	1:47.538	26.330	55.751	25.457

(69) Yrío Azevedo

1	14:59:43.935	1:59.353	31.144	1:01.179	27.030
2	15:01:35.206	1:51.271	26.908	57.932	26.431
3	15:03:25.012	1:49.806	27.057	56.743	26.006
4	15:05:14.504	1:49.492	26.819	56.834	25.839
5	15:07:04.576	1:50.072	27.383	56.766	25.923
6	15:08:54.817	1:50.241	26.895	57.065	26.281
7	15:10:44.724	1:49.907	27.054	56.831	26.022
8	15:12:32.455	1:47.731	26.456	55.652	25.623

Lap Time of Day Lap Tm S1 Tm S2 Tm S3 Tm

9	15:14:22.905	1:50.450	27.029	57.056	26.365
10	15:16:12.066	1:49.161	26.804	56.558	25.799
11	15:18:02.184	1:50.118	27.025	56.330	26.763
12	15:19:51.674	1:49.490	26.680	56.673	26.137

(6) Abner Gatto

1	14:59:35.744	1:52.161	30.250	57.062	24.849
2	15:01:21.875	1:46.131	26.387	54.850	24.894
3	15:03:10.609	1:48.734	26.215	57.412	25.107
4	15:04:59.993	1:49.384	26.710	56.396	26.278
5	15:06:48.290	1:48.297	26.763	55.610	25.924
6	15:08:38.034	1:49.744	27.168	57.380	25.196
7	15:10:25.723	1:47.689	26.508	55.538	25.643
8	15:12:19.554	1:53.831	27.915	1:00.226	25.690
9	15:14:10.886	1:51.332	27.786	56.775	26.771
10	15:16:01.286	1:50.400	26.882	57.706	25.812
11	15:18:00.721	1:59.435	35.345	58.170	25.920
12	15:19:51.693	1:50.972	27.725	56.729	26.518

(21) Rodrigo Espinha

1	14:59:43.327	1:59.597	32.996	1:00.055	26.546
2	15:01:35.484	1:52.157	27.844	58.409	25.904
3	15:03:25.484	1:50.000	27.443	56.899	25.658
4	15:05:16.265	1:50.781	27.533	57.234	26.014
5	15:07:06.390	1:50.125	27.575	56.660	25.890
6	15:08:55.875	1:49.485	27.337	56.349	25.799
7	15:10:45.133	1:49.258	26.949	56.617	25.692
8	15:12:33.953	1:48.820	27.062	56.171	25.587
9	15:14:24.390	1:50.437	27.363	57.048	26.026
10	15:16:13.455	1:49.065	27.211	56.179	25.675
11	15:18:03.809	1:50.354	26.914	56.541	26.899
12	15:19:54.108	1:50.299	27.236	56.739	26.324

(31) Marco Fiori

1	14:59:45.167	2:00.988	33.335	1:00.940	26.713
2	15:01:37.383	1:52.216	27.461	58.969	25.786
3	15:03:27.698	1:50.315	27.366	57.699	25.250
4	15:05:16.630	1:48.932	26.977	56.760	25.195
5	15:07:07.007	1:50.377	27.385	58.033	24.959
6	15:08:57.135	1:50.128	27.277	57.259	25.592
7	15:10:46.422	1:49.287	27.107	56.862	25.318
8	15:12:36.518	1:50.096	27.034	57.281	25.781
9	15:14:29.519	1:53.001	27.409	59.669	25.923
10	15:16:23.349	1:53.830	27.174	1:00.032	26.624
11	15:18:14.070	1:50.721	27.601	57.614	25.506
12	15:20:04.108	1:50.038	27.459	57.124	25.455

(18) Guto Figueredo

1	14:59:42.622	1:58.327	31.810	1:00.483	26.034
2	15:01:35.023	1:52.401	27.507	58.510	26.384
3	15:03:24.207	1:49.184	26.956	56.859	25.369
4	15:05:13.970	1:49.763	27.235	57.122	25.406
5	15:07:04.242	1:50.272	27.360	57.143	25.769
6	15:08:54.166	1:49.924	27.037	57.005	25.882
7	15:10:44.923	1:50.757	27.100	57.925	25.732
8	15:12:36.201	1:51.278	27.628	57.459	26.191
9	15:14:29.176	1:52.975	27.498	59.554	25.923
10	15:16:23.363	1:54.187	27.395	1:00.447	26.345
11	15:18:13.743	1:50.380	27.131	57.781	25.468
12	15:20:05.616	1:51.873	27.464	58.559	25.850

(43) Rocky

1	14:59:44.380	2:00.237	31.585	1:01.659	26.993
2	15:01:37.832	1:53.452	27.916	59.015	26.521
3	15:03:30.602	1:52.770	28.260	58.298	26.212
4	15:05:21.341	1:50.739	27.745	56.723	26.271

CRONOMETRAGEM

DIRETOR DE PROVA

COMISSARIOS

Orbits 4

ACOMPANHE AO VIVO www.cronoelo.com.br

RESULTADO SUJEITO A VERIFICAÇÕES TÉCNICAS E/OU DESPORTIVAS

Printed: 10/03/2013 15:22:54

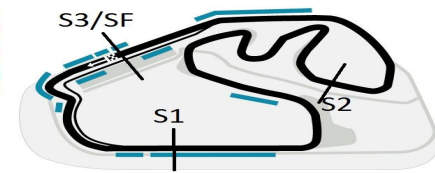


CRONOELO
CRONOMETRAGEM



1ª ETAPA SUPERBIKE SERIES BRASIL 2013

08, 09 e 10 de Março - Interlagos - SP



SUPERBIKE SERIES BRASIL 1a ETAPA 2013

Dainese SuperBike Light

AUT J CARLOS PACE - INTERLAGOS 4,309 Km

PROVA - DAINESE SBK LIGHT

10/03/2013 14:50

Race (12 Laps)

Lap	Time of Day	Lap Tm	S1 Tm	S2 Tm	S3 Tm
5	15:07:12.579	1:51.238	27.511	57.703	26.024
6	15:09:03.990	1:51.411	27.092	57.426	26.893
7	15:10:55.525	1:51.535	27.809	57.893	25.833
8	15:12:47.590	1:52.065	27.709	58.133	26.223
9	15:14:39.158	1:51.568	27.394	58.028	26.146
10	15:16:31.335	1:52.177	27.556	58.484	26.137
11	15:18:23.167	1:51.832	27.871	58.203	25.758
12	15:20:13.142	1:49.975	27.471	56.394	26.110

(111) Fernando Ferraz

1	14:59:45.860	2:01.680	33.399	1:01.980	26.301
2	15:01:40.547	1:54.687	27.959	1:00.444	26.284
3	15:03:33.621	1:53.074	28.115	58.863	26.096
4	15:05:26.451	1:52.830	28.168	58.957	25.705
5	15:07:17.426	1:50.975	27.626	57.567	25.782
6	15:09:07.669	1:50.243	27.307	56.856	26.080
7	15:10:57.492	1:49.823	27.473	57.113	25.237
8	15:12:49.516	1:52.024	27.220	59.088	25.716
9	15:14:40.325	1:50.809	28.051	57.365	25.393
10	15:16:34.858	1:54.533	28.006	1:00.093	26.434
11	15:18:26.549	1:51.691	27.168	57.875	26.648
12	15:20:17.016	1:50.467	27.511	57.755	25.201

(78) Marcelo de Souza

1	14:59:42.568	1:58.885	31.641	1:01.006	26.238
2	15:01:36.792	1:54.224	28.533	59.322	26.369
3	15:03:28.004	1:51.212	27.547	57.692	25.973
4	15:05:20.260	1:52.256	27.846	58.165	26.245
5	15:07:11.702	1:51.442	27.610	57.853	25.979
6	15:09:02.442	1:50.740	27.221	57.337	26.182
7	15:10:54.640	1:52.198	28.167	58.534	25.497
8	15:12:49.368	1:54.728	30.052	58.832	25.844
9	15:14:40.110	1:50.742	27.943	57.105	25.694
10	15:16:32.547	1:52.437	27.494	59.250	25.693
11	15:18:26.297	1:53.750	28.520	58.078	27.152
12	15:20:18.391	1:52.094	27.130	58.424	26.540

(28) Marcelo da Cruz

1	14:59:45.481	1:58.741	31.912	1:00.287	26.542
2	15:01:38.065	1:52.584	27.795	58.837	25.952
3	15:03:29.028	1:50.963	27.643	57.403	25.917
4	15:05:20.903	1:51.875	27.187	58.260	26.428
5	15:07:11.880	1:50.977	27.627	57.576	25.774
6	15:09:02.782	1:50.902	27.272	57.412	26.218
7	15:10:54.211	1:51.429	27.217	58.051	26.161
8	15:12:46.945	1:52.734	28.650	58.164	25.920
9	15:14:38.979	1:52.034	27.681	58.162	26.191
10	15:16:32.579	1:53.600	27.481	59.394	26.725
11	15:18:25.641	1:53.062	28.155	58.294	26.613
12	15:20:18.667	1:53.026	27.746	59.322	25.958

(9) Flaudemir

1	14:59:44.054	1:58.876	31.296	1:00.670	26.910
2	15:01:37.833	1:53.779	27.842	59.208	26.729
3	15:03:30.593	1:52.760	27.815	58.297	26.648
4	15:05:23.444	1:52.851	28.320	57.742	26.789
5	15:07:15.629	1:52.185	27.907	57.609	26.669
6	15:09:07.277	1:51.648	27.799	57.388	26.461
7	15:10:59.924	1:52.647	27.871	58.135	26.641
8	15:12:52.413	1:52.489	27.804	58.038	26.647
9	15:14:42.977	1:50.564	27.481	56.804	26.279
10	15:16:36.154	1:53.177	27.228	59.471	26.478
11	15:18:27.543	1:51.389	28.409	56.539	26.441
12	15:20:19.563	1:52.020	28.430	56.868	26.722

(177) Marcelo Mellão Skaf

Lap	Time of Day	Lap Tm	S1 Tm	S2 Tm	S3 Tm
1	14:59:47.251	2:02.681	33.505	1:02.826	26.350
2	15:01:41.166	1:53.915	28.633	59.131	26.151
3	15:03:35.348	1:54.182	28.099	58.888	27.195
4	15:05:28.643	1:53.295	27.963	59.184	26.148
5	15:07:20.121	1:51.478	27.718	57.550	26.210
6	15:09:11.381	1:51.260	27.493	57.919	25.848
7	15:11:01.865	1:50.484	27.207	57.246	26.031
8	15:12:52.402	1:50.537	27.448	56.924	26.165
9	15:14:43.783	1:51.381	27.523	57.665	26.193
10	15:16:36.631	1:52.848	27.333	59.330	26.185
11	15:18:29.186	1:52.555	28.025	58.539	25.991
12	15:20:21.029	1:51.843	27.831	58.089	25.923

(10) Pedro Assumpção

1	14:59:45.141	2:00.491	32.607	1:00.692	27.192
2	15:01:39.374	1:54.233	28.687	58.713	26.833
3	15:03:31.962	1:52.588	28.527	57.417	26.644
4	15:05:25.950	1:53.988	28.020	59.188	26.780
5	15:07:19.901	1:53.951	27.962	59.110	26.879
6	15:09:11.919	1:52.018	28.261	57.585	26.172
7	15:11:02.157	1:50.238	27.304	56.900	26.034
8	15:12:52.836	1:50.679	27.491	56.702	26.486
9	15:14:44.384	1:51.548	27.657	57.748	26.143
10	15:16:36.789	1:52.405	27.056	59.469	25.880
11	15:18:29.406	1:52.617	28.519	58.039	26.059
12	15:20:22.107	1:52.701	27.818	58.086	26.797

(11) Carlos Quintas

1	14:59:48.103	2:02.973	33.363	1:02.698	26.912
2	15:01:42.527	1:54.424	28.226	59.707	26.491
3	15:03:35.849	1:53.322	28.455	58.168	26.699
4	15:05:29.861	1:54.012	28.257	59.153	26.602
5	15:07:21.706	1:51.845	27.986	57.296	26.563
6	15:09:13.929	1:52.223	28.122	57.775	26.326
7	15:11:06.095	1:52.166	28.302	57.508	26.356
8	15:12:57.447	1:51.352	27.795	57.089	26.468
9	15:14:49.625	1:52.178	28.644	57.436	26.098
10	15:16:42.010	1:52.385	27.736	58.181	26.468
11	15:18:34.811	1:52.801	27.877	58.895	26.029
12	15:20:26.135	1:51.324	27.875	57.930	25.519

(3) Daniel Toloni

1	14:59:48.406	2:02.481	33.136	1:02.292	27.053
2	15:01:42.051	1:53.645	28.699	58.646	26.300
3	15:03:35.650	1:53.599	28.253	58.441	26.905
4	15:05:29.326	1:53.676	28.534	58.911	26.231
5	15:07:20.590	1:51.264	27.865	57.211	26.188
6	15:09:12.307	1:51.717	27.925	57.779	26.013
7	15:11:09.993	1:57.686	33.456	57.594	26.636
8	15:13:01.505	1:51.512	27.643	57.494	26.375
9	15:14:54.828	1:53.323	27.877	58.837	26.609
10	15:16:44.985	1:50.157	27.504	56.761	25.892
11	15:18:36.412	1:51.427	27.411	58.124	25.892
12	15:20:26.458	1:50.046	27.846	56.559	25.641

(4) Luciano Fernandes

1	14:59:41.955	1:57.064	30.681	59.661	26.722
2	15:01:35.055	1:53.100	27.971	58.550	26.579
3	15:03:27.393	1:52.338	28.491	57.585	26.262
4	15:05:26.077	1:58.684	31.920	59.774	26.990
5	15:07:19.784	1:53.707	28.122	58.682	26.903
6	15:09:13.038	1:53.254	28.074	59.180	26.000
7	15:11:07.839	1:54.801	29.590	58.485	26.726
8	15:13:01.338	1:53.499	28.007	58.636	26.856
9	15:14:53.238	1:51.900	27.562	57.497	26.841
10	15:16:44.713	1:51.475	27.453	57.751	26.271

CRONOMETRAGEM

DIRETOR DE PROVA

COMISSARIOS

Orbits 4

ACOMPANHE AO VIVO www.cronoelo.com.br

RESULTADO SUJEITO A VERIFICAÇÕES TÉCNICAS E/OU DESPORTIVAS

Printed: 10/03/2013 15:22:54

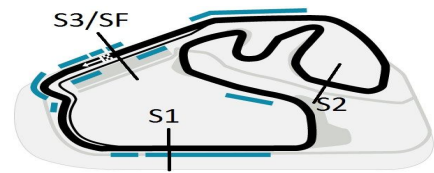


CRONOELO
CRONOMETRAGEM



1ª ETAPA SUPERBIKE SERIES BRASIL 2013

08, 09 e 10 de Março - Interlagos - SP



SUPERBIKE SERIES BRASIL 1a ETAPA 2013

Dainese SuperBike Light

AUT J CARLOS PACE - INTERLAGOS 4,309 Km

PROVA - DAINESE SBK LIGHT

10/03/2013 14:50

Race (12 Laps)

Lap	Time of Day	Lap Tm	S1 Tm	S2 Tm	S3 Tm
11	15:18:36.124	1:51.411	27.160	58.104	26.147
12	15:20:30.162	1:54.038	29.796	57.514	26.728

(37) Fabiano Guittis

Lap	Time of Day	Lap Tm	S1 Tm	S2 Tm	S3 Tm
1	14:59:55.849	2:08.294	35.521	1:04.957	27.816
2	15:01:54.534	1:58.685	29.278	1:01.708	27.699
3	15:03:47.725	1:53.191	27.617	59.115	26.459
4	15:05:40.187	1:52.462	28.938	57.674	25.850
5	15:07:35.867	1:55.680	29.267	59.268	27.145
6	15:09:27.610	1:51.743	27.923	57.811	26.009
7	15:11:22.657	1:55.047	28.362	58.747	27.938
8	15:13:16.661	1:54.004	28.398	58.930	26.676
9	15:15:12.047	1:55.386	28.630	59.902	26.854
10	15:17:10.905	1:58.858	28.934	1:02.866	27.058
11	15:19:07.423	1:56.518	29.100	59.815	27.603
12	15:21:03.348	1:55.925	29.274	1:00.238	26.413

(174) Sergio Prates Pereira

Lap	Time of Day	Lap Tm	S1 Tm	S2 Tm	S3 Tm
1	14:59:51.868	2:05.871	33.581	1:04.371	27.919
2	15:01:50.280	1:58.412	29.487	1:01.110	27.815
3	15:03:47.429	1:57.149	29.285	1:00.878	26.986
4	15:05:44.686	1:57.257	29.910	1:00.414	26.933
5	15:07:42.316	1:57.630	29.511	1:00.455	27.664
6	15:09:38.791	1:56.475	29.425	1:00.090	26.960
7	15:11:34.599	1:55.808	28.953	1:00.101	26.754
8	15:13:28.970	1:54.371	28.716	59.005	26.650
9	15:15:22.344	1:53.374	28.185	58.793	26.396
10	15:17:17.041	1:54.697	28.578	59.560	26.559
11	15:19:11.070	1:54.029	28.620	58.966	26.443
12	15:21:05.108	1:54.038	27.872	59.458	26.708

(70) Renato Motta

Lap	Time of Day	Lap Tm	S1 Tm	S2 Tm	S3 Tm
1	14:59:51.097	2:04.272	33.684	1:02.730	27.858
2	15:01:47.339	1:56.242	28.387	1:00.877	26.978
3	15:03:43.665	1:56.326	28.505	1:00.768	27.053
4	15:05:39.556	1:55.891	28.526	1:00.120	27.245
5	15:07:36.287	1:56.731	28.986	1:00.606	27.139
6	15:09:32.144	1:55.857	28.890	1:00.130	26.837
7	15:11:28.464	1:56.320	28.693	1:00.366	27.261
8	15:13:24.305	1:55.841	29.013	59.884	26.944
9	15:15:20.664	1:56.359	28.432	59.997	27.930
10	15:17:17.332	1:56.668	28.800	1:00.489	27.379
11	15:19:13.274	1:55.942	28.738	1:00.174	27.030
12	15:21:09.473	1:56.199	28.731	1:00.402	27.066

(212) Pedro Chernicharo

Lap	Time of Day	Lap Tm	S1 Tm	S2 Tm	S3 Tm
1	14:59:51.483	2:05.621	33.453	1:04.109	28.059
2	15:01:48.604	1:57.121	29.037	1:00.275	27.809
3	15:03:47.301	1:58.697	29.388	1:01.201	28.108
4	15:05:44.510	1:57.209	29.378	1:00.116	27.715
5	15:07:42.206	1:57.696	29.161	1:00.005	28.530
6	15:09:38.821	1:56.615	29.198	59.796	27.621
7	15:11:35.497	1:56.676	29.349	59.891	27.436
8	15:13:29.630	1:54.133	28.513	58.552	27.068
9	15:15:24.080	1:54.450	28.376	59.201	26.873
10	15:17:19.606	1:55.526	28.522	59.666	27.338
11	15:19:14.632	1:55.026	28.869	59.415	26.742
12	15:21:09.679	1:55.047	28.481	59.506	27.060

(27) Marco Túlio Guimarães

Lap	Time of Day	Lap Tm	S1 Tm	S2 Tm	S3 Tm
1	14:59:47.188	2:01.414	33.802	1:00.653	26.959
2	15:01:40.465	1:53.277	28.044	57.850	27.383
3	15:03:33.868	1:53.403	27.988	58.140	27.275
4	15:05:29.950	1:56.082	27.915	1:01.090	27.077
5	15:07:26.605	1:56.655	28.721	1:00.590	27.344
6	15:09:22.651	1:56.046	28.751	59.518	27.777

Lap	Time of Day	Lap Tm	S1 Tm	S2 Tm	S3 Tm
7	15:11:22.311	1:59.660	29.381	1:02.331	27.948
8	15:13:21.017	1:58.706	30.463	1:00.833	27.410
9	15:15:20.671	1:59.654	29.690	1:01.270	28.694
10	15:17:20.170	1:59.499	29.745	1:01.604	28.150
11	15:19:17.483	1:57.313	29.139	59.967	28.207
12	15:21:16.724	1:59.241	29.611	1:01.456	28.174

(8) Eduardo Gomes Dias

Lap	Time of Day	Lap Tm	S1 Tm	S2 Tm	S3 Tm
1	14:59:53.911	2:07.214	34.270	1:04.255	28.689
2	15:01:54.322	2:00.411	29.882	1:02.841	27.688
3	15:03:53.510	1:59.188	29.713	1:02.020	27.455
4	15:05:48.553	1:55.043	28.193	59.615	27.235
5	15:07:45.335	1:56.782	28.438	1:01.270	27.074
6	15:09:41.972	1:56.637	28.665	1:00.412	27.560
7	15:11:37.614	1:55.642	28.547	1:00.224	26.871
8	15:13:35.569	1:57.955	28.592	1:02.232	27.131
9	15:15:29.656	1:54.087	28.063	59.372	26.652
10	15:17:27.017	1:57.361	29.124	1:01.088	27.149
11	15:19:23.901	1:56.884	28.763	1:00.568	27.553
12	15:21:19.572	1:55.671	28.362	1:00.273	27.036

(71) Jun Sakakibara

Lap	Time of Day	Lap Tm	S1 Tm	S2 Tm	S3 Tm
1	14:59:54.223	2:08.156	35.421	1:04.854	27.881
2	15:01:54.046	1:59.823	29.440	1:02.634	27.749
3	15:03:53.949	1:59.903	30.559	1:01.985	27.359
4	15:05:52.583	1:58.634	28.926	1:01.785	27.923
5	15:07:50.724	1:58.141	29.043	1:01.757	27.341
6	15:09:47.810	1:57.086	29.234	1:00.831	27.021
7	15:11:46.308	1:58.498	28.786	1:01.888	27.824
8	15:13:44.044	1:57.736	29.540	1:01.189	27.007
9	15:15:40.353	1:56.309	28.457	1:00.874	26.978
10	15:17:37.034	1:56.681	28.501	1:01.482	26.698
11	15:19:34.366	1:57.332	28.929	1:01.347	27.056

(66) Brendon Fahl

Lap	Time of Day	Lap Tm	S1 Tm	S2 Tm	S3 Tm
1	14:59:53.332	2:06.196	34.581	1:03.888	27.727
2	15:01:51.164	1:57.832	28.829	1:01.727	27.276
3	15:03:48.820	1:57.656	29.627	1:01.269	26.760
4	15:05:46.809	1:57.989	29.134	1:01.709	27.146
5	15:07:43.543	1:56.734	28.869	1:01.357	26.508
6	15:09:40.049	1:56.506	28.704	1:00.855	26.947
7	15:11:36.415	1:56.366	28.828	1:00.810	26.728
8	15:13:35.208	1:58.793	29.175	1:02.546	27.072
9	15:15:35.343	2:00.135	29.983	1:02.717	27.435
10	15:17:35.969	2:00.626	30.234	1:03.108	27.284
11	15:19:36.268	2:00.299	29.855	1:03.007	27.437

(153) Jose Rodolfo Silverio

Lap	Time of Day	Lap Tm	S1 Tm	S2 Tm	S3 Tm
1	14:59:54.995	2:07.286	34.241	1:04.988	28.057
2	15:01:54.904	1:59.909	29.371	1:03.188	27.350
3	15:04:01.993	2:07.089	37.831	1:01.808	27.450
4	15:05:59.258	1:57.265	29.365	1:00.667	27.233
5	15:07:58.164	1:58.906	29.266	1:01.520	28.120
6	15:09:54.757	1:56.593	29.036	1:00.452	27.105
7	15:11:50.860	1:56.103	29.051	1:00.080	26.972
8	15:13:45.879	1:55.019	28.303	1:00.161	26.555
9	15:15:41.712	1:55.833	29.576	59.203	27.054
10	15:17:38.846	1:57.134	28.863	1:01.342	26.929
11	15:19:36.460	1:57.614	28.318	1:01.965	27.331

(511) Márcio Biltoveni

Lap	Time of Day	Lap Tm	S1 Tm	S2 Tm	S3 Tm
1	14:59:55.659	2:08.249	35.008	1:05.446	27.795
2	15:01:55.926	2:00.267	29.201	1:02.991	28.075
3	15:03:54.789	1:58.863	29.855	1:01.255	27.753
4	15:05:54.070	1:59.281	29.033	1:02.509	27.739
5	15:07:51.618	1:57.548	28.523	1:01.486	27.539

CRONOMETRAGEM

DIRETOR DE PROVA

COMISSARIOS

Orbits 4

acompanhe ao vivo www.cronoelo.com.br

RESULTADO SUJEITO A VERIFICAÇÕES TÉCNICAS E/OU DESPORTIVAS

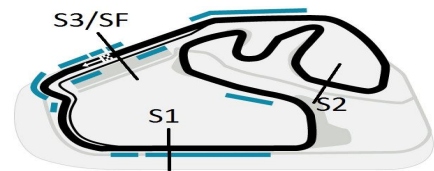


CRONOELO
CRONOMETRAGEM



1ª ETAPA SUPERBIKE SERIES BRASIL 2013

08, 09 e 10 de Março - Interlagos - SP



SUPERBIKE SERIES BRASIL 1a ETAPA 2013

Dainese SuperBike Light

AUT J CARLOS PACE - INTERLAGOS 4,309 Km

PROVA - DAINESE SBK LIGHT

10/03/2013 14:50

Race (12 Laps)

Lap	Time of Day	Lap Tm	S1 Tm	S2 Tm	S3 Tm
6	15:09:49.637	1:58.019	28.872	1:00.914	28.233
7	15:11:47.188	1:57.551	29.113	1:00.669	27.769
8	15:13:44.504	1:57.316	29.109	1:01.206	27.001
9	15:15:41.557	1:57.053	28.535	1:01.103	27.415
10	15:17:38.812	1:57.255	28.616	1:01.315	27.324
11	15:19:37.200	1:58.388	29.501	1:01.182	27.705

Lap	Time of Day	Lap Tm	S1 Tm	S2 Tm	S3 Tm
7	15:11:51.940	1:56.798	29.420	1:00.532	26.846
8	15:13:53.471	2:01.531	30.523	1:03.626	27.382
9	15:15:52.941	1:59.470	29.955	1:02.834	26.681
10	15:17:58.607	2:05.666	33.788	1:03.784	28.094
11	15:19:58.455	1:59.848	29.721	1:02.668	27.459

(42) Luciano Magalhães

1	15:00:02.451	2:15.021	36.959	1:08.763	29.299
2	15:02:03.132	2:00.681	29.965	1:01.770	28.946
3	15:04:00.372	1:57.240	29.002	1:00.661	27.577
4	15:05:57.738	1:57.366	28.664	1:01.457	27.245
5	15:07:57.466	1:59.728	29.262	1:02.121	28.345
6	15:09:51.912	1:54.446	28.202	59.173	27.071
7	15:11:48.349	1:56.437	29.156	1:00.095	27.186
8	15:13:45.767	1:57.418	29.202	1:00.184	28.032
9	15:15:44.524	1:58.757	29.845	1:00.477	28.435
10	15:17:41.911	1:57.387	29.220	1:00.457	27.710
11	15:19:37.832	1:55.921	28.354	1:00.075	27.492

(12) Fabio Martins

1	14:59:53.490	2:06.847	34.324	1:04.051	28.472
2	15:01:53.931	2:00.441	29.876	1:02.490	28.075
3	15:03:53.318	1:59.387	29.653	1:01.907	27.827
4	15:05:55.219	2:01.901	29.467	1:03.948	28.486
5	15:07:57.318	2:02.099	29.816	1:03.919	28.364
6	15:09:58.950	2:01.632	30.504	1:03.356	27.772
7	15:11:58.764	1:59.814	29.468	1:02.339	28.007
8	15:13:58.496	1:59.732	29.105	1:02.595	28.032
9	15:15:58.806	2:00.310	29.489	1:03.016	27.805
10	15:17:59.509	2:00.703	29.436	1:03.521	27.746
11	15:19:59.249	1:59.740	29.146	1:02.852	27.742

(85) Thiago Barbosa Machado

1	14:59:59.577	2:13.212	36.812	1:08.162	28.238
2	15:01:57.743	1:58.166	29.234	1:01.046	27.886
3	15:03:55.796	1:58.053	29.177	1:01.468	27.408
4	15:05:55.819	2:00.023	28.909	1:02.336	28.778
5	15:07:58.318	2:02.499	29.593	1:04.106	28.800
6	15:09:57.875	1:59.557	29.464	1:02.882	27.211
7	15:11:53.449	1:55.574	28.851	59.814	26.909
8	15:13:51.398	1:57.949	29.089	1:01.892	26.968
9	15:15:47.270	1:55.872	28.526	1:00.374	26.972
10	15:17:43.528	1:56.258	29.093	1:00.797	26.368
11	15:19:40.008	1:56.480	28.015	1:00.221	28.244

(138) Fabian Bustamente

1	15:00:00.362	2:12.584	36.142	1:07.861	28.581
2	15:02:02.883	2:02.521	30.196	1:03.393	28.932
3	15:04:04.177	2:01.294	30.450	1:02.276	28.568
4	15:06:04.688	2:00.511	30.448	1:02.145	27.918
5	15:08:05.011	2:00.323	29.886	1:02.623	27.814
6	15:10:05.806	2:00.795	29.225	1:02.369	29.201
7	15:12:06.708	2:00.902	30.232	1:02.023	28.647
8	15:14:06.097	1:59.389	29.730	1:01.646	28.013
9	15:16:04.953	1:58.856	29.845	1:01.132	27.879
10	15:18:04.080	1:59.127	29.595	1:01.984	27.548
11	15:20:01.906	1:57.826	28.648	1:01.687	27.491

(17) Thiago José de Freitas

1	14:59:59.954	2:12.754	35.744	1:08.616	28.394
2	15:02:05.764	2:05.810	32.156	1:05.740	27.914
3	15:04:05.478	1:59.714	30.591	1:01.014	28.109
4	15:06:03.254	1:57.776	29.772	1:00.689	27.315
5	15:08:00.511	1:57.257	29.384	1:00.672	27.201
6	15:09:59.353	1:58.842	28.911	1:01.976	27.955
7	15:11:59.100	1:59.747	29.512	1:02.079	28.156
8	15:14:04.428	2:05.328	28.717	1:09.643	26.968
9	15:16:00.530	1:56.102	28.373	1:00.887	26.842
10	15:17:56.079	1:55.549	28.407	1:00.667	26.475
11	15:19:51.036	1:54.957	28.675	59.544	26.738

(93) Ghassan Dreibi

1	15:00:03.192	2:15.106	36.507	1:08.783	29.816
2	15:02:08.946	2:05.754	30.810	1:05.574	29.370
3	15:04:10.204	2:01.258	29.229	1:03.701	28.328
4	15:06:08.513	1:58.309	29.120	1:01.831	27.358
5	15:08:07.014	1:58.501	29.133	1:01.801	27.567
6	15:10:06.501	1:59.487	29.421	1:01.712	28.354
7	15:12:06.596	2:00.095	29.971	1:01.860	28.264
8	15:14:03.950	1:57.354	28.925	1:01.350	27.079
9	15:16:02.959	1:59.009	29.879	1:01.412	27.718
10	15:18:02.613	1:59.654	29.694	1:01.932	28.028
11	15:20:02.747	2:00.134	29.431	1:03.527	27.176

(696) Joaquin P. da Costa

1	15:00:02.189	2:13.980	35.089	1:09.098	29.793
2	15:02:04.913	2:02.724	30.440	1:03.326	28.958
3	15:04:06.083	2:01.170	29.934	1:02.289	28.947
4	15:06:06.689	2:00.606	30.405	1:01.700	28.501
5	15:08:06.540	1:59.851	29.619	1:01.495	28.737
6	15:10:06.324	1:59.784	29.648	1:01.211	28.925
7	15:12:05.711	1:59.387	29.636	1:01.411	28.340
8	15:14:03.831	1:58.120	29.173	1:00.546	28.401
9	15:16:01.421	1:57.590	28.944	1:00.535	28.111
10	15:17:58.198	1:56.777	28.647	1:00.467	27.663
11	15:19:55.656	1:57.458	28.995	1:00.349	28.114

(46) Jose Manoel Garcia

1	15:00:04.077	2:15.043	36.491	1:08.196	30.356
2	15:02:10.403	2:06.326	31.069	1:05.607	29.650
3	15:04:15.749	2:05.346	30.731	1:05.015	29.600
4	15:06:19.266	2:03.517	30.340	1:04.553	28.624
5	15:08:21.632	2:02.366	29.856	1:04.389	28.121
6	15:10:23.739	2:02.107	30.131	1:03.691	28.285
7	15:12:22.637	1:58.898	29.402	1:01.460	28.036
8	15:14:20.183	1:57.546	29.301	1:01.041	27.204
9	15:16:18.242	1:58.059	29.099	1:01.081	27.879
10	15:18:16.144	1:57.902	28.913	1:01.197	27.792
11	15:20:13.617	1:57.473	29.085	1:00.211	28.177

(32) Cristiane Trentim

1	14:59:56.184	2:08.469	34.882	1:05.746	27.841
2	15:01:55.528	1:59.344	29.080	1:03.187	27.077
3	15:03:55.009	1:59.481	30.555	1:01.429	27.497
4	15:05:58.459	2:03.450	29.696	1:06.337	27.417
5	15:07:57.421	1:58.962	29.934	1:01.447	27.581
6	15:09:55.142	1:57.721	29.850	1:01.704	26.167

(44) Carlos Eduardo Trigo

1	15:00:00.928	2:13.731	34.950	1:09.969	28.812
2	15:02:05.432	2:04.504	31.090	1:05.523	27.891
3	15:04:14.011	2:08.579	30.601	1:09.590	28.388
4	15:06:16.749	2:02.738	31.201	1:04.450	27.087
5	15:08:20.050	2:03.301	31.067	1:04.948	27.286
6	15:10:22.532	2:02.482	29.785	1:04.581	28.116
7	15:12:24.394	2:01.862	29.802	1:05.041	27.019

CRONOMETRAGEM DIRETOR DE PROVA COMISSARIOS Orbits 4

ACOMPANHE AO VIVO www.cronoelo.com.br

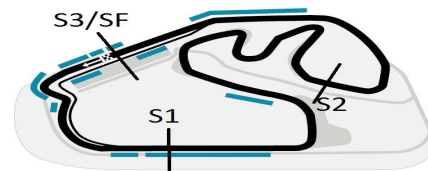
RESULTADO SUJEITO A VERIFICAÇÕES TÉCNICAS E/OU DESPORTIVAS





1ª ETAPA SUPERBIKE SERIES BRASIL 2013

08, 09 e 10 de Março - Interlagos - SP



SUPERBIKE SERIES BRASIL 1a ETAPA 2013

Dainese SuperBike Light

AUT J CARLOS PACE - INTERLAGOS 4,309 Km

PROVA - DAINESE SBK LIGHT

10/03/2013 14:50

Race (12 Laps)

Lap	Time of Day	Lap Tm	S1 Tm	S2 Tm	S3 Tm
8	15:14:24.100	1:59.706	29.266	1:03.388	27.052
9	15:16:24.728	2:00.628	30.109	1:03.448	27.071
10	15:18:26.709	2:01.981	30.143	1:03.863	27.975
11	15:20:25.608	1:58.899	29.127	1:02.662	27.110

(80) Robson Caetano					
Lap	Time of Day	Lap Tm	S1 Tm	S2 Tm	S3 Tm
1	15:00:03.216	2:14.219	35.941	1:07.883	30.395
2	15:02:08.934	2:05.718	31.418	1:05.151	29.149
3	15:04:11.081	2:02.147	29.691	1:02.332	30.124
4	15:06:11.456	2:00.375	29.811	1:00.817	29.747
5	15:08:13.844	2:02.388	30.335	1:01.856	30.197
6	15:10:16.955	2:03.111	30.709	1:01.198	31.204
7	15:12:20.093	2:03.138	31.320	1:01.746	30.072
8	15:14:24.139	2:04.046	30.438	1:03.854	29.754
9	15:16:25.950	2:01.811	29.554	1:02.349	29.908
10	15:18:27.798	2:01.848	30.233	1:02.164	29.451
11	15:20:29.247	2:01.449	31.138	1:00.796	29.515

(74) Adriano Basso Garcia					
Lap	Time of Day	Lap Tm	S1 Tm	S2 Tm	S3 Tm
1	15:00:04.510	2:16.029	36.600	1:09.863	29.566
2	15:02:13.470	2:08.960	31.927	1:06.819	30.214
3	15:04:21.209	2:07.739	32.290	1:06.047	29.402
4	15:06:25.324	2:04.115	31.265	1:04.219	28.631
5	15:08:27.635	2:02.311	30.097	1:03.726	28.488
6	15:10:30.570	2:02.935	30.020	1:04.054	28.861
7	15:12:32.040	2:01.470	29.763	1:03.642	28.065
8	15:14:34.366	2:02.326	29.591	1:03.467	29.268
9	15:16:35.084	2:00.718	29.863	1:03.013	27.842
10	15:18:36.184	2:01.100	29.440	1:03.173	28.487
11	15:20:38.492	2:02.308	29.893	1:03.739	28.676

(81) Alexandre Euzebio					
Lap	Time of Day	Lap Tm	S1 Tm	S2 Tm	S3 Tm
1	15:00:01.922	2:15.313	35.418	1:09.150	30.745
2	15:02:10.637	2:08.715	32.055	1:05.446	31.214
3	15:04:17.919	2:07.282	31.628	1:05.866	29.788
4	15:06:22.740	2:04.821	30.890	1:04.797	29.134
5	15:08:26.223	2:03.483	30.622	1:04.023	28.838
6	15:10:29.906	2:03.683	30.570	1:04.276	28.837
7	15:12:30.793	2:00.887	29.740	1:03.015	28.132
8	15:14:30.339	1:59.546	29.423	1:02.873	27.250
9	15:16:31.345	2:01.006	29.259	1:03.563	28.184
10	15:18:38.763	2:07.418	36.543	1:03.596	27.279
11	15:20:40.440	2:01.677	30.171	1:03.262	28.244

(77) Euclides Pierin Filho					
Lap	Time of Day	Lap Tm	S1 Tm	S2 Tm	S3 Tm
1	15:00:04.054	2:16.459	36.950	1:10.047	29.462
2	15:02:09.937	2:05.883	31.706	1:05.491	28.686
3	15:04:14.702	2:04.765	31.210	1:04.982	28.573
4	15:06:17.618	2:02.916	31.205	1:04.217	27.494
5	15:08:19.705	2:02.087	31.177	1:02.539	28.371
6	15:10:23.136	2:03.431	31.699	1:03.581	28.151
7	15:12:28.051	2:04.915	31.301	1:04.754	28.860
8	15:14:33.548	2:05.497	31.244	1:05.520	28.733
9	15:16:36.431	2:02.883	30.688	1:03.940	28.255
10	15:18:38.404	2:01.973	31.187	1:02.849	27.937
11	15:20:40.924	2:02.520	31.457	1:02.926	28.137

(76) Rogério Mariano Oliveira					
Lap	Time of Day	Lap Tm	S1 Tm	S2 Tm	S3 Tm
1	15:00:06.838	2:18.127	38.331	1:08.471	31.325
2	15:02:14.021	2:07.183	31.495	1:05.283	30.405
3	15:04:22.513	2:08.492	33.103	1:06.392	28.997
4	15:06:26.896	2:04.383	30.752	1:04.609	29.022
5	15:08:44.044	2:17.148	41.905	1:05.435	29.808
6	15:10:48.813	2:04.769	32.005	1:03.439	29.325
7	15:12:55.568	2:06.755	31.925	1:05.016	29.814
8	15:14:58.947	2:03.379	31.608	1:02.879	28.892

Lap	Time of Day	Lap Tm	S1 Tm	S2 Tm	S3 Tm
9	15:17:01.345	2:02.398	30.417	1:03.262	28.719
10	15:19:03.818	2:02.473	30.918	1:02.706	28.849
11	15:21:07.255	2:03.437	31.504	1:02.946	28.987

(123) Brecht Mondragon					
Lap	Time of Day	Lap Tm	S1 Tm	S2 Tm	S3 Tm
1	14:59:42.234	1:57.973	32.382	59.100	26.491
2	15:01:33.087	1:50.853	27.831	56.887	26.135
3	15:03:23.879	1:50.792	27.363	56.430	26.999
4	15:05:16.068	1:52.189	27.611	58.335	26.243
5	15:07:05.037	1:48.969	26.924	56.101	25.944
6	15:08:54.893	1:49.856	27.342	56.429	26.085
7	15:10:44.859	1:49.966	26.906	56.674	26.386
8	15:12:33.078	1:48.219	26.829	55.698	25.692
9	15:14:24.355	1:51.277	26.781	57.799	26.697

(47) Kenan JR					
Lap	Time of Day	Lap Tm	S1 Tm	S2 Tm	S3 Tm
1	15:00:03.975	2:14.989	36.762	1:08.290	29.937
2	15:02:09.395	2:05.420	30.381	1:05.706	29.333
3	15:04:12.704	2:03.309	30.415	1:04.490	28.404
4	15:06:14.369	2:01.665	29.786	1:03.269	28.610
5	15:08:18.390	2:04.021	30.412	1:03.624	29.985
6	15:10:23.040	2:04.650	31.172	1:04.384	29.094
7	15:12:27.715	2:04.675	30.991	1:04.670	29.014
8	15:14:35.458	2:07.743	30.736	1:06.156	30.851
9	15:16:56.304	2:20.846	31.506	1:07.225	42.115

(277) Filip Kaseres					
Lap	Time of Day	Lap Tm	S1 Tm	S2 Tm	S3 Tm
1	14:59:33.251	1:50.699	30.208	55.800	24.691
2	15:01:20.296	1:47.045	26.833	55.466	24.746
3	15:03:06.647	1:46.351	26.506	54.850	24.995
4	15:04:53.920	1:47.273	26.718	55.139	25.416
5	15:06:40.854	1:46.934	26.433	55.616	24.885
6	15:08:31.023	1:50.169	27.438	57.640	25.091
7	15:10:40.234	2:09.211	28.282	1:03.258	37.671

(38) Ricardo Negretto					
Lap	Time of Day	Lap Tm	S1 Tm	S2 Tm	S3 Tm
1	14:59:32.908	2:12.722	52.557	55.033	25.132
2	15:01:19.844	1:46.936	26.616	54.870	25.450
3	15:03:08.576	1:48.732	27.271	56.062	25.399
4	15:05:10.631	2:02.055	30.193	57.224	34.638
5	15:08:00.972	2:50.341	28.291	1:54.654	27.396
6	15:10:33.901	2:32.929	28.391	1:06.755	57.783

(26) Leandro D. Pereira					
Lap	Time of Day	Lap Tm	S1 Tm	S2 Tm	S3 Tm
1	15:09:59.496	1:54.190	27.941	59.587	26.662
2	15:11:54.048	1:54.552	28.678	59.351	26.523
3	15:13:48.330	1:54.282	28.424	59.242	26.616
4	15:15:43.904	1:55.574	28.309	59.811	27.454
5	15:17:39.345	1:55.441	28.449	1:00.115	26.877
6	15:19:37.292	1:57.947	29.200	1:01.099	27.648

(7) Brenno s. Floriano					
Lap	Time of Day	Lap Tm	S1 Tm	S2 Tm	S3 Tm
1	14:59:44.467	2:00.927	33.321	1:00.909	26.697
2	15:01:36.294	1:51.827	27.050	59.134	25.643
3	15:03:27.058	1:50.764	27.565	57.327	25.872
4	15:05:16.483	1:49.425	27.213	56.625	25.587
5	15:07:06.520	1:50.037	27.426	57.050	25.561

(19) Luciano Gomes Pokemon					
Lap	Time of Day	Lap Tm	S1 Tm	S2 Tm	S3 Tm
1	14:59:36.491	1:53.710	30.939	57.412	25.359
2	15:01:24.646	1:48.155	26.726	55.674	25.755
3	15:03:12.653	1:48.007	26.700	55.675	25.632
4	15:05:01.637	1:48.984	27.111	55.897	25.976
5	15:07:35.343	2:33.706	26.494	1:17.421	49.791

(55) Rodrigo Xuxa					
Lap	Time of Day	Lap Tm	S1 Tm	S2 Tm	S3 Tm

CRONOMETRAGEM

DIRETOR DE PROVA

COMISSARIOS

Orbits 4

ACOMPANHE AO VIVO www.cronoelo.com.br

RESULTADO SUJEITO A VERIFICAÇÕES TÉCNICAS E/OU DESPORTIVAS

Printed: 10/03/2013 15:22:54

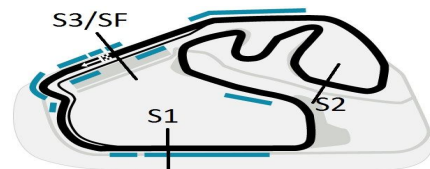


CRONOELO
CRONOMETRAGEM



1ª ETAPA SUPERBIKE SERIES BRASIL 2013

08, 09 e 10 de Março - Interlagos - SP



SUPERBIKE SERIES BRASIL 1a ETAPA 2013

Dainese SuperBike Light

AUT J CARLOS PACE - INTERLAGOS 4,309 Km

PROVA - DAINESE SBK LIGHT

10/03/2013 14:50

Race (12 Laps)

Lap	Time of Day	Lap Tm	S1 Tm	S2 Tm	S3 Tm
1	14:59:35.751	1:53.198	31.164	56.332	25.702
2	15:01:23.963	1:48.212	26.947	55.764	25.501
3	15:03:12.877	1:48.914	27.154	56.030	25.730
4	15:05:37.266	2:24.389	30.329	1:07.683	46.377

(133) Jose da Cunha

1	14:59:48.973	2:03.290	33.268	1:02.678	27.344
2	15:01:43.849	1:54.876	28.573	58.889	27.414

