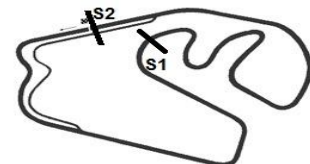




# 3ª ETAPA SUPERBIKE SERIES BRASIL - 2013

## 31 de maio, 01 e 02 de junho - Interlagos - SP



### SUPERBIKE SERIES BRASIL 3ª ETAPA 2013

600cc SuperSport

AUT J CARLOS PACE - INTERLAGOS 4,309 Km

1o. TREINO LIVRE - 600cc SS

31/05/2013 09:45

Practice started at 10:01:11

Lap	Time of Day	Lap Tm	S1	S2
<b>(9) André Verissimo</b>				
1	10:09:05.277	1:56.881	59.098	57.783
2	10:10:56.289	1:51.012	53.574	57.438
3	10:12:45.084	<b>1:48.795</b>	<b>53.090</b>	<b>55.705</b>
4	10:14:35.303	1:50.219	53.668	56.551
p5	10:17:20.055	2:44.752	1:05.141	

Lap	Time of Day	Lap Tm	S1	S2
<b>(22) Alex Schultz</b>				
1	10:10:03.713	1:56.598	57.441	59.157
2	10:11:56.577	1:52.864	55.335	57.529
3	10:13:48.303	1:51.726	54.541	57.185
p4	10:15:50.792	2:02.489	54.713	
5	10:19:50.165	3:59.373		57.647
6	10:21:40.729	<b>1:50.564</b>	<b>54.416</b>	<b>56.148</b>
p7	10:31:46.614	10:05.885		

Lap	Time of Day	Lap Tm	S1	S2
<b>(44) Edson Fibla</b>				
1	10:08:56.970	1:58.503	57.764	1:00.739
2	10:10:50.696	1:53.726	55.686	58.040
3	10:12:43.439	1:52.743	55.251	57.492
4	10:14:34.889	1:51.450	54.517	56.933
5	10:16:26.434	1:51.545	54.183	57.362
6	10:18:22.691	1:56.257	<b>53.819</b>	1:02.438
7	10:20:36.049	2:13.358	55.762	1:17.596
8	10:22:26.742	<b>1:50.693</b>	54.692	<b>56.001</b>
p9	10:24:52.438	2:25.696	55.645	

Lap	Time of Day	Lap Tm	S1	S2
<b>(86) Rodrigo de Castro</b>				
1	10:36:32.636	2:00.248	59.890	1:00.358
2	10:38:29.871	1:57.235	57.988	59.247
3	10:40:24.591	1:54.720	56.443	58.277
4	10:42:19.709	1:55.118	56.272	58.846
5	10:44:13.361	1:53.652	55.671	57.981
6	10:46:05.443	1:52.082	55.022	57.060
7	10:47:56.673	<b>1:51.230</b>	<b>54.086</b>	57.144
8	10:49:48.356	1:51.683	54.815	<b>56.868</b>
p9	10:52:01.222	2:12.866	55.417	

Lap	Time of Day	Lap Tm	S1	S2
<b>(51) Fabio Romero</b>				
1	10:37:05.563	1:59.082	58.881	1:00.201
2	10:39:01.293	1:55.730	56.277	59.453
3	10:40:56.392	1:55.099	56.421	58.678
4	10:42:49.506	1:53.114	55.166	57.948
5	10:44:42.040	1:52.534	54.954	57.580
6	10:46:34.133	1:52.093	55.102	56.991
7	10:48:26.320	1:52.187	55.136	57.051
8	10:50:17.608	<b>1:51.288</b>	<b>54.333</b>	<b>56.955</b>
p9	10:52:49.919	2:32.311	1:06.881	

Lap	Time of Day	Lap Tm	S1	S2
<b>(66) Marcus Trotta</b>				
1	10:07:12.204	2:01.319	1:00.336	1:00.983
2	10:09:10.363	1:58.159	57.963	1:00.196
3	10:11:03.621	1:53.258	55.432	57.826
4	10:12:57.176	1:53.555	55.434	58.121
5	10:14:48.791	<b>1:51.615</b>	<b>54.427</b>	<b>57.188</b>
6	10:16:41.398	1:52.607	54.849	57.758
p7	10:18:59.601	2:18.203	1:00.137	

Lap	Time of Day	Lap Tm	S1	S2
<b>(90) Fabio Teixeira Neto</b>				
1	10:09:08.888	2:01.469	1:01.249	1:00.220
2	10:11:04.306	1:55.418	57.479	57.939
3	10:12:57.961	1:53.655	55.133	58.522
4	10:14:51.350	1:53.389	56.069	57.320
5	10:16:45.181	1:53.831	54.763	59.068
6	10:18:40.551	1:55.370	56.689	58.681

Lap	Time of Day	Lap Tm	S1	S2
7	10:20:34.222	1:53.671	54.886	58.785
8	10:22:25.938	<b>1:51.716</b>	<b>54.646</b>	<b>57.070</b>
p9	10:24:53.813	2:27.875	59.025	

Lap	Time of Day	Lap Tm	S1	S2
<b>(84) Rafael Jubram</b>				
1	10:06:22.814	1:59.347	58.445	1:00.902
2	10:08:17.170	1:54.356	55.644	58.712
3	10:10:11.647	1:54.477	56.194	58.283
4	10:12:04.042	1:52.395	54.647	<b>57.748</b>
5	10:13:55.935	<b>1:51.893</b>	<b>54.130</b>	57.763
p6	10:16:08.244	2:12.309	58.671	

Lap	Time of Day	Lap Tm	S1	S2
<b>(4) Diego Guimarães de Faria</b>				
1	10:07:06.571	2:08.906	1:04.714	1:04.192
2	10:09:06.415	1:59.844	58.951	1:00.893
3	10:11:01.660	1:55.245	56.568	58.677
4	10:12:57.291	1:55.631	56.373	59.258
5	10:14:51.971	1:54.680	56.344	58.336
6	10:17:06.572	2:14.601	1:15.563	59.038
7	10:18:59.680	1:53.108	55.657	57.451
8	10:20:51.613	<b>1:51.933</b>	<b>54.592</b>	<b>57.341</b>
9	10:22:44.763	1:53.150	55.509	57.641
p10	10:25:14.116	2:29.353	1:04.024	

Lap	Time of Day	Lap Tm	S1	S2
<b>(52) Alexandre Dell'Aquila</b>				
1	10:37:05.890	1:58.882	58.930	59.952
2	10:39:01.594	1:55.704	56.315	59.389
3	10:40:56.053	1:54.459	55.697	58.762
4	10:42:48.235	<b>1:52.182</b>	<b>54.171</b>	<b>58.011</b>
5	10:44:41.997	1:53.762	54.273	59.489
6	10:46:35.879	1:53.882	54.309	59.573
7	10:48:32.306	1:56.427	55.791	1:00.636
8	10:50:28.173	1:55.867	55.757	1:00.110
9	10:52:30.127	2:01.954	58.229	1:03.725
p10	10:54:43.805	2:13.678	58.596	

Lap	Time of Day	Lap Tm	S1	S2
<b>(61) Durval Careca</b>				
1	10:09:18.942	1:57.543	58.620	58.923
2	10:11:14.170	1:55.228	56.474	58.754
3	10:13:10.663	1:56.493	57.075	59.418
4	10:15:03.128	1:52.465	54.746	57.719
5	10:16:55.715	1:52.587	<b>54.710</b>	57.877
6	10:18:50.780	1:55.065	56.481	58.584
7	10:20:44.239	1:53.459	55.427	58.032
8	10:22:36.505	<b>1:52.266</b>	54.908	<b>57.358</b>
p9	10:25:05.951	2:29.446	1:04.366	

Lap	Time of Day	Lap Tm	S1	S2
<b>(67) Marcos Senra</b>				
1	10:05:56.498	2:03.176	1:01.624	1:01.552
2	10:07:52.971	1:56.473	57.090	59.383
3	10:09:48.616	1:55.645	56.347	59.298
4	10:11:41.347	<b>1:52.731</b>	<b>55.051</b>	<b>57.680</b>
p5	10:13:50.716	2:09.369	55.105	

Lap	Time of Day	Lap Tm	S1	S2
<b>(23) Ives Moraes</b>				
1	10:06:10.255	2:03.495	1:00.904	1:02.591
2	10:08:07.745	1:57.490	58.582	58.908
3	10:10:03.416	1:55.671	57.161	58.510
4	10:11:56.164	<b>1:52.748</b>	55.371	<b>57.377</b>
p5	10:14:06.215	2:10.051	<b>54.604</b>	

Lap	Time of Day	Lap Tm	S1	S2
<b>(89) Gustavo Sinzinger</b>				
1	10:07:05.979	2:04.607	1:01.391	1:03.216
2	10:09:02.674	1:56.695	56.877	59.818
3	10:10:57.807	1:55.133	55.586	59.547
4	10:12:55.183	1:57.376	58.026	59.350

CRONOMETRAGEM

DIRETOR DE PROVA

COMISSARIOS

Orbits

www.cronoelo.com.br



CRONOELO  
CRONOMETRAGEM

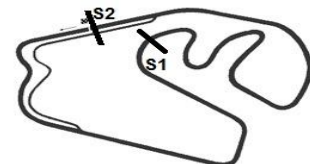
RESULTADO SUJEITO A VERIFICAÇÕES TÉCNICAS E OU DESPORTIVAS

Printed: 31/05/2013 11:13:40



# 3ª ETAPA SUPERBIKE SERIES BRASIL - 2013

## 31 de maio, 01 e 02 de junho - Interlagos - SP



### SUPERBIKE SERIES BRASIL 3a ETAPA 2013

600cc SuperSport

AUT J CARLOS PACE - INTERLAGOS 4,309 Km

1o. TREINO LIVRE - 600cc SS

31/05/2013 09:45

Practice started at 10:01:11

Lap	Time of Day	Lap Tm	S1	S2
5	10:14:48.867	<b>1:53.684</b>	<b>55.293</b>	<b>58.391</b>
6	10:16:45.441	1:56.574	56.943	59.631
7	10:18:42.092	1:56.651	57.230	59.421
8	10:20:38.358	1:56.266	56.420	59.846
9	10:22:34.008	1:55.650	56.256	59.394
p10	10:25:10.771	2:36.763	1:05.979	

(74) Wilson Negrini

1	10:06:15.910	2:04.757	1:02.630	1:02.127
2	10:08:16.346	2:00.436	59.822	1:00.614
3	10:10:16.800	2:00.454	1:00.273	1:00.181
4	10:12:16.694	1:59.894	1:00.357	59.537
5	10:14:12.193	1:55.499	56.629	58.870
6	10:16:05.892	<b>1:53.699</b>	55.695	<b>58.004</b>
7	10:18:00.967	1:55.075	55.645	59.430
8	10:19:57.731	1:56.764	58.436	58.328
p9	10:22:05.120	2:07.389	<b>55.111</b>	

(25) Leonardo Nicolini

1	10:36:57.146	1:54.953	56.632	58.321
2	10:38:51.053	1:53.907	55.933	<b>57.974</b>
3	10:40:45.182	1:54.129	55.687	58.442
4	10:42:39.011	1:53.829	55.288	58.541
5	10:44:32.823	<b>1:53.812</b>	55.401	58.411
6	10:46:26.668	1:53.845	<b>55.144</b>	58.701
7	10:48:20.694	1:54.026	55.582	58.444
p8	10:50:27.386	2:06.692	55.633	

(10) Antonio Carlos Franzen

1	10:08:41.647	2:00.659	59.043	1:01.616
2	10:10:39.294	1:57.647	56.275	1:01.372
3	10:12:33.708	1:54.414	56.073	<b>58.341</b>
4	10:14:29.764	1:56.056	56.015	1:00.041
5	10:16:24.101	<b>1:54.337</b>	<b>53.873</b>	1:00.464
6	10:18:22.746	1:58.645	54.773	1:03.872
7	10:20:18.865	1:56.119	56.112	1:00.007
8	10:22:14.119	1:55.254	55.672	59.582
9	10:24:14.015	1:59.896	55.183	1:04.713
p10	10:26:38.896	2:24.881	56.754	

(98) Daniel Silingardi Lopes

1	10:07:19.392	2:02.629	1:00.895	1:01.734
2	10:09:17.949	1:58.557	58.970	59.587
3	10:11:13.639	1:55.690	56.884	58.806
4	10:13:08.544	1:54.905	56.810	<b>58.095</b>
5	10:15:02.947	<b>1:54.403</b>	<b>56.073</b>	58.330
6	10:16:59.306	1:56.359	56.815	59.544
7	10:18:53.935	1:54.629	56.380	58.249
8	10:20:49.734	1:55.799	56.223	59.576
9	10:22:46.034	1:56.300	57.104	59.196
p10	10:25:16.692	2:30.658	57.899	

(83) Christian Cerciari

1	10:20:00.675	1:58.845	59.300	59.545
2	10:21:55.385	<b>1:54.710</b>	<b>56.723</b>	57.987
3	10:23:50.412	1:55.027	57.592	<b>57.435</b>
p4	10:26:12.074	2:21.662	1:03.576	

(1) Willians Jose Sales

1	10:05:15.353	2:03.902	1:02.010	1:01.892
2	10:07:15.737	2:00.384	59.781	1:00.603
3	10:09:13.728	1:57.991	58.676	59.315
4	10:11:10.451	1:56.723	57.289	59.434
5	10:13:07.638	1:57.187	58.249	58.938
6	10:15:02.692	<b>1:55.054</b>	<b>56.222</b>	<b>58.832</b>
p7	10:17:43.817	2:41.125	1:13.977	

Lap	Time of Day	Lap Tm	S1	S2
8	10:23:54.761	6:10.944		59.643
p9	10:26:56.530	3:01.769	1:15.034	

(33) Ricardo Barlette

1	10:37:10.387	1:59.463	59.349	1:00.114
2	10:39:07.630	1:57.243	57.580	59.663
3	10:41:04.162	1:56.532	57.422	59.110
4	10:42:59.723	<b>1:55.561</b>	57.043	<b>58.518</b>
5	10:45:09.746	2:10.023	1:10.825	59.198
6	10:47:06.507	1:56.761	57.199	59.562
7	10:49:02.560	1:56.053	56.826	59.227
p8	10:51:21.021	2:18.461	<b>56.314</b>	

(75) Fabricio de Castro

1	10:07:07.083	2:04.199	1:00.758	1:03.441
2	10:09:10.142	2:03.059	1:02.370	1:00.689
3	10:11:13.473	2:03.331	1:03.242	1:00.089
p4	10:13:19.687	2:06.214	57.386	
5	10:16:43.698	3:24.011		59.493
6	10:18:41.311	1:57.613	58.584	<b>59.029</b>
7	10:20:38.668	1:57.357	56.670	1:00.687
8	10:22:34.292	<b>1:55.624</b>	<b>56.405</b>	59.219
p9	10:24:58.059	2:23.767	1:05.093	

(46) Jimmy Keller

1	10:07:47.113	2:08.296	1:03.371	1:04.925
2	10:09:48.707	2:01.594	59.460	1:02.134
3	10:11:47.959	1:59.252	57.696	1:01.556
4	10:13:44.762	<b>1:56.803</b>	<b>56.794</b>	<b>1:00.009</b>
p5	10:15:59.036	2:14.274	1:01.036	

(27) Sebastian Rochon

1	10:37:45.624	2:02.404	1:01.505	1:00.899
2	10:39:45.874	2:00.250	59.849	1:00.401
3	10:41:45.871	1:59.997	59.848	1:00.149
p4	10:43:56.299	2:10.428	58.732	
5	10:47:24.380	3:28.081		1:00.098
6	10:49:21.383	1:57.003	<b>58.087</b>	58.916
7	10:51:18.205	<b>1:56.822</b>	58.236	<b>58.586</b>
p8	10:53:39.190	2:20.985	1:05.965	

(85) Lucas Moyses

1	10:37:09.053	2:01.079	1:00.863	1:00.216
2	10:39:06.088	<b>1:57.035</b>	57.121	59.914
3	10:41:03.131	1:57.043	57.198	<b>59.845</b>
4	10:43:01.778	1:58.647	57.204	1:01.443
p5	10:45:12.445	2:10.667	<b>56.676</b>	

(13) Gabriel Peralta

1	10:08:06.326	2:03.464	1:03.012	1:00.452
2	10:10:04.061	<b>1:57.735</b>	57.556	<b>1:00.179</b>
p3	10:12:08.755	2:04.694	<b>56.839</b>	

(38) Roberto Schatzman

1	10:06:28.816	2:09.551	1:04.463	1:05.088
2	10:08:31.635	2:02.819	1:00.713	1:02.106
3	10:10:31.735	2:00.100	59.279	1:00.821
4	10:12:32.310	2:00.575	59.493	1:01.082
5	10:14:30.283	<b>1:57.973</b>	<b>57.280</b>	1:00.693
p6	10:16:53.836	2:23.553	1:05.812	
7	10:20:36.186	3:42.350		1:02.627
8	10:22:34.207	1:58.021	58.086	<b>59.935</b>
p9	10:25:12.073	2:37.866	1:08.399	

(999) Marcos Fortunato

1	10:37:34.006	2:04.069	1:00.536	1:03.533
---	--------------	----------	----------	----------

CRONOMETRAGEM

DIRETOR DE PROVA

COMISSARIOS

Orbits

www.cronoelo.com.br

RESULTADO SUJEITO A VERIFICAÇÕES TÉCNICAS E OU DESPORTIVAS

Printed: 31/05/2013 11:13:40

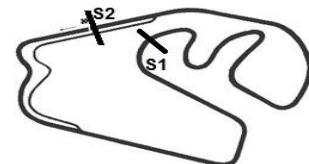


CRONOELO  
CRONOMETRAGEM



# 3ª ETAPA SUPERBIKE SERIES BRASIL - 2013

31 de maio, 01 e 02 de junho - Interlagos - SP



## SUPERBIKE SERIES BRASIL 3a ETAPA 2013

600cc SuperSport

AUT J CARLOS PACE - INTERLAGOS 4,309 Km

1o. TREINO LIVRE - 600cc SS

31/05/2013 09:45

Practice started at 10:01:11

Lap	Time of Day	Lap Tm	S1	S2
2	10:39:36.768	2:02.762	1:00.604	1:02.158
3	10:41:37.816	2:01.048	58.803	1:02.245
4	10:43:46.271	2:08.455	1:03.087	1:05.368
5	10:45:44.740	<b>1:58.469</b>	57.630	1:00.839
p6	10:47:53.491	2:08.751	<b>57.560</b>	
7	10:53:00.014	5:06.523		1:04.687
8	10:54:59.556	1:59.542	58.712	<b>1:00.830</b>
9	10:56:58.092	1:58.536	57.642	1:00.894

(17) Henrique Melo

1	10:37:19.667	2:12.516	1:06.232	1:06.284
2	10:39:28.668	2:09.001	1:03.223	1:05.778
3	10:41:36.441	2:07.773	1:03.181	1:04.592
p4	10:43:54.743	2:18.302	1:00.708	
5	10:48:35.810	4:41.067		1:05.197
6	10:50:39.998	2:04.188	1:00.876	1:03.312
7	10:52:41.685	2:01.687	59.793	1:01.894
8	10:54:43.054	2:01.369	<b>59.373</b>	1:01.996
9	10:56:44.313	<b>2:01.259</b>	59.454	<b>1:01.805</b>

(93) Luiz Agnaldo Genari

1	10:37:24.296	<b>2:03.324</b>	<b>1:00.524</b>	<b>1:02.800</b>
2	10:39:28.957	2:04.661	1:01.787	1:02.874
p3	10:41:48.212	2:19.255	1:01.905	

(265) Julio Fortunato

1	10:37:36.036	<b>2:05.293</b>	<b>1:02.086</b>	<b>1:03.207</b>
---	--------------	-----------------	-----------------	-----------------

