

5a ETAPA PAULISTA DE AUTOMOBILISMO 2023

AMG CUP BRASIL

Autódromo de Interlagos 4,309 km

2a PROVA

30/07/2023 11:50

Race (30:00 or 12 Laps) started at 12:07:53

Time of Day	Lap	S1	S2	S3	Lap Tm	Time of Day	Lap	S1	S2	S3	Lap Tm
(88) VICTOR AMORIM						(99) BRUNO ALVARENGA					
12:11:14.777	1	53.150			3:20.146	12:28:02.931	9	29.884			1:56.354
12:13:11.731	2	32.178			1:56.954	12:29:59.453	10	29.995			1:56.522
12:15:06.817	3	29.414			1:55.086	12:31:56.071	11	29.715			1:56.618
12:17:00.827	4	29.101			1:54.010	12:33:52.736	12	29.881			1:56.665
12:19:02.418	5	29.369			2:01.591						
12:22:11.625	6	47.051			3:09.207	12:11:13.955	1	51.036			3:19.874
12:24:05.425	7	29.314			1:53.800	12:13:27.617	2	42.763			2:13.662
12:25:59.768	8	29.294			1:54.343	12:15:24.213	3	30.236			1:56.596
12:27:55.172	9	29.595			1:55.404	12:17:20.413	4	29.297			1:56.200
12:29:50.155	10	29.664			1:54.983	12:19:17.394	5	29.203			1:56.981
12:31:45.811	11	29.705			1:55.656	12:22:15.617	6	44.735			2:58.223
12:33:41.653	12	29.777			1:55.842	12:24:12.307	7	30.760			1:56.690
(60) BETAO FONSECA - M						12:26:07.770	8	29.374			1:55.463
12:11:14.748	1	52.608			3:20.252	12:28:04.010	9	30.258			1:56.240
12:13:15.361	2	35.399			2:00.613	12:30:01.009	10	29.766			1:56.999
12:15:09.407	3	29.214			1:54.046	12:31:56.970	11	29.421			1:55.961
12:17:04.095	4	29.082			1:54.688	12:33:54.065	12	30.427			1:57.095
12:19:10.021	5	29.324			2:05.926	(1) CESAR FONSECA - M					
12:22:13.007	6	46.837			3:02.986	12:11:14.400	1	51.772			3:20.129
12:24:07.912	7	30.080			1:54.905	12:13:12.488	2	32.124			1:58.088
12:26:03.042	8	29.523			1:55.130	12:15:07.246	3	29.433			1:54.758
12:28:00.047	9	30.627			1:57.005	12:17:03.536	4	30.368			1:56.290
12:29:55.529	10	29.363			1:55.482	12:19:09.189	5	29.686			2:05.653
12:31:50.089	11	29.456			1:54.560	12:22:12.729	6	46.835			3:03.540
12:33:46.486	12	29.416			1:56.397	12:24:07.272	7	29.575			1:54.543
(33) ADRIANO RABELO						12:26:02.877	8	29.995			1:55.605
12:11:14.382	1	51.443			3:20.231	12:27:59.209	9	30.378			1:56.332
12:13:12.573	2	32.968			1:58.191	12:29:54.266	10	29.351			1:55.057
12:15:07.247	3	29.543			1:54.674	12:31:49.538	11	29.473			1:55.272
12:17:03.027	4	30.283			1:55.780	12:33:45.020	12	29.752			1:55.482
12:19:07.427	5	29.157			2:04.400	(77) BETO CAVALEIRO					
12:22:12.521	6	46.592			3:05.094	12:11:13.392	1	50.356			3:19.703
12:24:07.291	7	29.535			1:54.770	12:13:09.796	2	31.210			1:56.404
12:26:02.776	8	29.669			1:55.485	12:15:05.631	3	29.835			1:55.835
12:27:59.611	9	30.693			1:56.835	12:17:01.801	4	29.761			1:56.170
12:29:55.020	10	29.396			1:55.409	12:19:05.155	5	29.733			2:03.354
12:31:49.661	11	29.411			1:54.641	12:22:12.499	6	47.835			3:07.344
12:33:47.136	12	29.532			1:57.475	12:24:09.235	7	30.395			1:56.736
(19) ENZO GIANFRATTI/FERNANDO JUNIOR-M						12:26:06.920	8	30.836			1:57.685
12:11:16.464	1	55.785			3:20.319	12:28:03.339	9	30.093			1:56.419
12:13:16.854	2	33.620			2:00.390	12:30:01.590	10	30.284			1:58.251
12:15:13.818	3	29.366			1:56.964	12:31:58.690	11	29.659			1:57.100
12:17:08.678	4	29.364			1:54.860	12:33:55.358	12	30.194			1:56.668
12:19:11.894	5	29.507			2:03.216	(128) ALEXANDRE DANTE					
12:22:14.263	6	47.306			3:02.369	12:11:13.625	1	50.437			3:19.809
12:24:09.434	7	29.825			1:55.171	12:13:10.842	2	31.635			1:57.217
12:26:04.954	8	29.464			1:55.520	12:15:07.024	3	29.394			1:56.182
12:28:00.796	9	29.593			1:55.842	12:17:05.107	4	30.782			1:58.083
12:29:56.420	10	29.470			1:55.624	12:19:10.494	5	29.540			2:05.387
12:31:52.129	11	29.466			1:55.709	12:22:13.263	6	46.770			3:02.769
12:33:48.325	12	29.625			1:56.196	12:24:11.332	7	30.646			1:58.069
(12) DANIEL MALZONI						12:26:07.479	8	29.717			1:56.147
12:11:15.374	1	53.572			3:20.319	12:28:05.344	9	31.207			1:57.865
12:13:14.753	2	32.708			1:59.379	12:30:03.035	10	29.770			1:57.691
12:15:11.410	3	29.577			1:56.657	12:31:59.304	11	29.804			1:56.269
12:17:07.801	4	29.759			1:56.391	12:33:56.451	12	30.152			1:57.147
12:19:12.046	5	29.891			2:04.245	(10) PIERRE VENTURA - M					
12:22:13.616	6	46.186			3:01.570	12:11:15.546	1	54.071			3:20.701
12:24:10.557	7	30.273			1:56.941	12:13:17.552	2	35.140			2:02.006
12:26:06.577	8	29.389			1:56.020	12:15:14.325	3	29.625			1:56.773
						12:17:09.165	4	29.417			1:54.840

CRONOMETRAGEM

DIRETOR DE PROVA

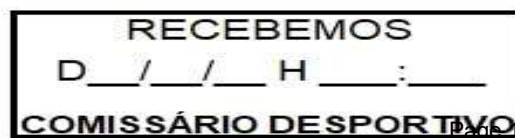
COMISSÁRIOS

Orbits

RESULTADO SUJEITO A VERIFICAÇÕES TÉCNICAS E/OU DESPORTIVAS



CRONOELO
CRONOMETRAGEM



5a ETAPA PAULISTA DE AUTOMOBILISMO 2023

AMG CUP BRASIL

Autódromo de Interlagos 4,309 km

2a PROVA

30/07/2023 11:50

Race (30:00 or 12 Laps) started at 12:07:53

Time of Day	Lap	S1	S2	S3	Lap Tm	Time of Day	Lap	S1	S2	S3	Lap Tm
12:19:13.047	5	29.537			2:03.882	12:11:21.475	1	53.012			3:18.506
12:22:15.394	6	46.873			3:02.347	12:13:25.925	2	33.179			2:04.450
12:24:12.663	7	31.025			1:57.269	12:15:28.840	3	31.550			2:02.915
12:26:09.908	8	29.828			1:57.245	12:17:30.524	4	31.238			2:01.684
12:28:08.312	9	30.812			1:58.404	12:19:35.407	5	31.285			2:04.883
12:30:04.597	10	30.449			1:56.285	12:22:20.531	6	33.330			2:45.124
12:32:00.070	11	29.605			1:55.473	12:24:22.210	7	31.432			2:01.679
12:33:56.746	12	30.044			1:56.676	12:26:25.125	8	31.884			2:02.915
						12:28:26.565	9	31.168			2:01.440
						12:30:27.762	10	31.252			2:01.197
						12:32:29.432	11	31.179			2:01.670
						12:34:39.242	12	31.470			2:09.810
(230) THALINE CHICOSKI						(333) FLIRAL GAGGINI					
12:11:15.101	1	52.853			3:20.168	12:11:21.135	1	53.750			3:18.438
12:13:17.870	2	33.921			2:02.769	12:13:28.124	2	33.462			2:06.989
12:15:15.041	3	30.065			1:57.171	12:15:30.739	3	31.844			2:02.615
12:17:12.724	4	30.612			1:57.683	12:17:34.791	4	31.806			2:04.052
12:19:14.206	5	30.045			2:01.482	12:19:43.990	5	32.156			2:09.199
12:22:15.204	6	46.348			3:00.998	12:22:22.052	6	33.952			2:38.062
12:24:12.054	7	30.327			1:56.850	12:24:25.950	7	32.131			2:03.898
12:26:09.849	8	30.273			1:57.795	12:26:29.008	8	31.470			2:03.058
12:28:08.093	9	30.557			1:58.244	12:28:31.759	9	31.694			2:02.751
12:30:07.104	10	30.935			1:59.011	12:30:35.738	10	31.639			2:03.979
12:32:04.543	11	30.175			1:57.439	12:32:41.345	11	33.668			2:05.607
12:34:02.458	12	30.356			1:57.915	12:34:45.301	12	32.178			2:03.956
(44) KIM CAMELO						(93) JOSE NETO					
12:11:16.634	1	54.921			3:20.717	12:11:21.170	1	53.267			3:19.235
12:13:18.854	2	35.124			2:02.220	12:13:25.902	2	33.169			2:04.732
12:15:16.130	3	30.033			1:57.276	12:15:30.610	3	31.918			2:04.708
12:17:14.368	4	30.539			1:58.238	12:17:34.019	4	31.851			2:03.409
12:19:15.123	5	29.803			2:00.755	12:19:42.218	5	31.860			2:08.199
12:22:15.585	6	46.495			3:00.462	12:22:22.074	6	34.438			2:39.856
12:24:14.144	7	31.227			1:58.559	12:24:26.787	7	32.089			2:04.713
12:26:11.261	8	29.889			1:57.117	12:26:30.999	8	31.984			2:04.212
12:28:09.583	9	30.174			1:58.322	12:28:35.187	9	32.128			2:04.188
12:30:07.517	10	29.934			1:57.934	12:30:39.217	10	32.033			2:04.030
12:32:05.911	11	30.246			1:58.394	12:32:45.023	11	33.801			2:05.806
12:34:03.950	12	30.222			1:58.039	12:34:49.511	12	32.088			2:04.488
(711) PEDRO/LUCAS FREITAS						(8) JOÃO BOIKO					
12:11:22.103	1	53.918			3:17.399	12:11:21.095	1	52.300			3:18.544
12:13:27.015	2	33.870			2:04.912	12:13:28.004	2	33.812			2:06.909
12:15:29.363	3	31.684			2:02.348	12:15:32.489	3	32.688			2:04.485
12:17:31.517	4	31.355			2:02.154	12:17:36.081	4	31.764			2:03.592
12:19:39.575	5	31.206			2:08.058	12:19:44.916	5	31.512			2:08.835
12:22:21.036	6	32.949			2:41.461	12:22:23.021	6	34.173			2:38.105
12:24:22.361	7	31.815			2:01.325	12:24:30.045	7	31.587			2:07.024
12:26:25.515	8	32.094			2:03.154	12:26:34.372	8	31.445			2:04.327
12:28:27.013	9	31.234			2:01.498	12:28:38.548	9	32.080			2:04.176
12:30:28.398	10	31.300			2:01.385	12:30:42.588	10	31.616			2:04.040
12:32:29.810	11	31.226			2:01.412	12:32:47.372	11	31.723			2:04.784
12:34:32.463	12	31.464			2:02.653	12:34:50.799	12	31.781			2:03.427
(18) FERNANDO / KAUE BAROUDI						(69) RICARDO POCINHA					
12:11:21.632	1	53.406			3:17.945	12:11:21.895	1	54.004			3:18.372
12:13:26.780	2	34.004			2:05.148	12:13:30.685	2	34.509			2:08.790
12:15:29.138	3	31.364			2:02.358	12:15:34.286	3	31.724			2:03.601
12:17:30.931	4	31.371			2:01.793	12:17:40.360	4	31.655			2:06.074
12:19:35.928	5	31.608			2:04.997	12:19:48.162	5	31.959			2:07.802
12:22:20.834	6	33.858			2:44.906	12:22:25.003	6	33.186			2:36.841
12:24:23.965	7	32.462			2:03.131	12:24:29.631	7	31.529			2:04.628
12:26:26.462	8	31.497			2:02.497	12:26:36.496	8	31.303			2:06.865
12:28:28.975	9	31.426			2:02.513	12:28:41.523	9	31.690			2:05.027
12:30:31.717	10	31.582			2:02.742	12:30:44.767	10	31.368			2:03.244
12:32:35.944	11	32.257			2:04.227						
12:34:39.085	12	31.727			2:03.141						
(26) MARCIO GIORDANO											

CRONOMETRAGEM

DIRETOR DE PROVA

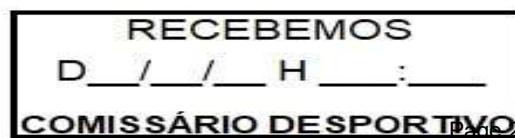
COMISSÁRIOS

Orbits

RESULTADO SUJEITO A VERIFICAÇÕES TÉCNICAS E/OU DESPORTIVAS



CRONOELO
CRONOMETRAGEM



5a ETAPA PAULISTA DE AUTOMOBILISMO 2023

AMG CUP BRASIL

Autódromo de Interlagos 4,309 km

2a PROVA

30/07/2023 11:50

Race (30:00 or 12 Laps) started at 12:07:53

Time of Day	Lap	S1	S2	S3	Lap Tm	Time of Day	Lap	S1	S2	S3	Lap Tm
12:32:51.264	11	32.673			2:06.497	12:24:28.236	7	32.023			2:04.359
12:34:55.620	12	32.015			2:04.356	12:26:34.234	8	32.216			2:05.998
(78) FELIPE/RENATO BREVE						12:28:37.440	9	31.853			2:03.206
12:11:22.394	1	54.622			3:17.822	12:30:40.662	10	31.866			2:03.222
12:13:28.233	2	34.064			2:05.839	12:33:07.543	p11	33.370			2:26.881
12:15:31.041	3	32.047			2:02.808	(112) LUIS FELIPE MALZONI					
12:17:34.838	4	31.720			2:03.797	12:11:16.239	1	54.215			3:20.436
12:20:45.047	5	1:38.524			3:10.209	12:13:19.455	2	35.965			2:03.216
12:22:47.188	6	31.372			2:02.141	12:15:55.285	3	29.924			2:35.830
12:24:49.898	7	31.520			2:02.710	12:17:55.530	4	30.124			2:00.245
12:26:53.557	8	31.680			2:03.659	12:19:56.733	5	30.241			2:01.203
12:28:55.700	9	31.446			2:02.143	12:22:26.923	6	30.242			2:30.190
12:30:58.534	10	31.483			2:02.834	12:24:26.916	7	30.438			1:59.993
12:33:01.237	11	31.307			2:02.703	12:26:27.262	8	31.627			2:00.346
12:35:04.756	12	31.611			2:03.519	12:28:26.878	9	30.233			1:59.616
(94) GIOVANNI C./SAMUEL O.						12:30:27.320	10	31.767			2:00.442
12:11:21.974	1	53.352			3:17.613	(70) RICARDO MARTINS - M					
12:13:33.296	2	36.943			2:11.322	12:11:19.566	1				3:16.336
12:15:40.722	3	31.960			2:07.426	12:13:36.112	2	46.350			2:16.546
12:17:48.467	4	32.128			2:07.745	12:15:35.444	3	31.048			1:59.332
12:19:58.773	5	32.408			2:10.306	12:17:36.734	4	30.757			2:01.290
12:22:25.827	6	33.047			2:27.054	12:19:42.699	5	30.417			2:05.965
12:24:31.687	7	31.949			2:05.860	12:22:19.431	6	34.781			2:36.732
12:26:37.510	8	31.790			2:05.823	12:24:17.691	7	31.038			1:58.260
12:28:42.694	9	32.148			2:05.184	12:26:14.918	8	30.184			1:57.227
12:30:48.539	10	31.610			2:05.845	12:28:12.097	9	30.716			1:57.179
12:32:56.036	11	33.137			2:07.497	12:30:31.580	p10	33.199			2:19.483
12:35:05.087	12	33.060			2:09.051	(37) RAFAEL MASCARENHAS					
(23) RODRIGO/ROGERIO DETILIO						12:11:13.845	1	50.941			3:19.892
12:11:21.647	1	53.970			3:18.627	12:13:15.784	2	33.693			2:01.939
12:13:29.005	2	34.333			2:07.358	12:15:14.860	3	30.274			1:59.076
12:15:32.763	3	32.053			2:03.758	12:17:32.042	p4	31.174			2:17.182
12:17:36.813	4	31.567			2:04.050	12:20:54.529	5				3:22.487
12:19:45.200	5	32.344			2:08.387	12:22:54.182	6	30.752			1:59.653
12:22:23.256	6	34.196			2:38.056	12:24:53.191	7	31.020			1:59.009
12:24:27.372	7	32.348			2:04.116	12:26:51.383	8	30.425			1:58.192
12:26:36.032	8	33.178			2:08.660	12:29:00.534	p9	30.987			2:09.151
12:28:41.665	9	31.525			2:05.633	(101) ORLANDO MAIA - M/ DIPA DI PIETRO					
12:30:48.786	10	32.323			2:07.121	12:18:44.557	1				7:00.255
12:32:57.338	11	33.922			2:08.552	12:20:52.490	2	34.193			2:07.933
12:35:05.497	12	32.703			2:08.159	12:22:58.442	3	32.443			2:05.952
(55) JACOB ABDALA/GABRIEL VAZ						12:25:02.505	4	32.368			2:04.063
12:11:22.645	1	55.282			3:19.414	12:27:06.299	5	31.973			2:03.794
12:13:39.437	2	37.514			2:16.792	12:29:09.800	6	31.895			2:03.501
12:15:50.293	3	34.025			2:10.856	12:31:13.137	7	31.703			2:03.337
12:18:00.500	4	32.844			2:10.207	12:33:16.997	8	32.141			2:03.860
12:20:25.472	5	32.733			2:24.972	12:35:20.883	9	32.133			2:03.886
12:22:39.710	6	36.417			2:14.238	(17) LUCAS FONTANA/PEDRO AIZZA					
12:24:50.925	7	32.423			2:11.215	12:11:22.582	1	53.587			3:14.574
12:27:00.863	8	33.034			2:09.938	12:13:33.997	2	38.553			2:11.415
12:29:09.535	9	33.439			2:08.672	12:15:43.165	3	36.105			2:09.168
12:31:19.481	10	33.489			2:09.946	12:17:51.193	4	32.761			2:08.028
12:33:31.540	11	36.076			2:12.059	12:19:58.904	5	32.666			2:07.711
12:35:41.418	12	33.848			2:09.878	12:22:27.385	6	33.138			2:28.481
(91) HUGO NETTO						12:24:36.666	7	32.181			2:09.281
12:11:22.683	1	53.975			3:15.755	12:27:04.187	p8	35.648			2:27.521
12:13:30.368	2	34.656			2:07.685	(61) LUCIANA CARAZZATO - M					
12:15:33.501	3	31.244			2:03.133	12:11:23.935	1	54.153			3:18.048
12:17:37.851	4	31.613			2:04.350	12:13:46.048	2	38.511			2:22.113
12:19:46.557	5	31.522			2:08.706	12:16:09.313	3	36.110			2:23.265
12:22:23.877	6	33.494			2:37.320						

CRONOMETRAGEM

DIRETOR DE PROVA

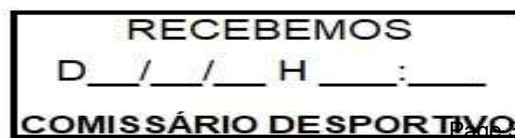
COMISSÁRIOS

Orbits

RESULTADO SUJEITO A VERIFICAÇÕES TÉCNICAS E/OU DESPORTIVAS



CRONOELO
CRONOMETRAGEM



5a ETAPA PAULISTA DE AUTOMOBILISMO 2023

AMG CUP BRASIL

Autódromo de Interlagos 4,309 km

2a PROVA

30/07/2023 11:50

Race (30:00 or 12 Laps) started at 12:07:53

Time of Day	Lap	S1	S2	S3	Lap Tm	Time of Day	Lap	S1	S2	S3	Lap Tm
12:18:39.746	p4	37.878			2:30.433						
12:30:38.342	5				11:58.596						
12:32:51.838	6	35.444			2:13.496						
12:34:59.323	7	32.932			2:07.485						
(86) GERSON JUNIOR											
12:11:27.250	p1	55.699			3:21.537						
12:20:29.970	p2				9:02.720						